


***FINANCIAL REPORTS FOR  
THE MONTH & YEAR  
ENDING  
AUGUST, 2019  
BRADFORD EXEMPTED  
VILLAGE SCHOOL  
DISTRICT***



Date: 09/03/2019  
Time: 9:04 am

BRADFORD BOARD OF EDUCATION  
Financial Report by Fund  
CASH CONTROL

Page: 1  
(FINSUM)

Begin Balance	MTD Receipts	FYTD Receipts	MTD Expenditures	FYTD Expenditures	Current Fund Balance	Current Encumbrances	Unencumbered Fund Balance
TOTAL FOR Fund 001 - GENERAL:							
6,712,979.95	744,417.92	1,713,756.29	759,128.29	1,256,474.74	7,170,261.50	1,330,653.12	5,839,608.38
TOTAL FOR Fund 002 - BOND RETIREMENT:							
149,106.49	41,155.33	41,155.33	775.42	775.42	189,486.40	0.00	189,486.40
TOTAL FOR Fund 003 - PERMANENT IMPROVEMENT:							
441,263.90	0.00	0.00	0.00	0.00	441,263.90	0.00	441,263.90
TOTAL FOR Fund 006 - FOOD SERVICE:							
107,909.84	7,500.72	7,694.52	29,790.34	34,798.67	80,805.69	6,751.98	74,053.71
TOTAL FOR Fund 007 - SPECIAL TRUST:							
45,631.36	5,750.00	5,750.00	1,500.00	1,500.00	49,881.36	5,750.00	44,131.36
TOTAL FOR Fund 008 - ENDOWMENT:							
54,700.80	103.68	213.08	0.00	0.00	54,913.88	1,000.00	53,913.88
TOTAL FOR Fund 009 - UNIFORM SCHOOL SUPPLIES:							
0.00	1,190.00	1,190.00	0.00	0.00	1,190.00	0.00	1,190.00
TOTAL FOR Fund 018 - PUBLIC SCHOOL SUPPORT:							
31,416.70	438.00	453.00	451.74	1,408.69	30,461.11	11,196.02	19,265.09
TOTAL FOR Fund 019 - OTHER GRANT:							
32,294.06	2,000.00	2,000.00	0.00	5,088.75	29,205.31	747.85	28,457.46
TOTAL FOR Fund 022 - DISTRICT AGENCY:							
970.84	0.00	0.00	0.00	0.00	970.84	0.00	970.84
TOTAL FOR Fund 034 - CLASSROOM FACILITIES MAINT.:							
484,734.94	8,281.91	8,281.91	155.99	155.99	492,860.86	0.00	492,860.86
TOTAL FOR Fund 200 - STUDENT MANAGED ACTIVITY:							
30,775.96	1,058.50	1,154.50	57.04	1,949.80	29,980.66	5,807.65	24,173.01
TOTAL FOR Fund 300 - DISTRICT MANAGED ACTIVITY:							
52,873.21	28,290.00	28,290.00	16,322.61	21,079.40	60,083.81	41,520.70	18,563.11
TOTAL FOR Fund 499 - MISCELLANEOUS STATE GRANT FUN:							
2,663.15	0.00	0.00	0.00	350.00	2,513.15	240.00	2,273.15
TOTAL FOR Fund 572 - TITLE I DISADVANTAGED CHILDRE:							
485.84	20,000.00	20,000.00	6,540.34	6,540.34	13,945.50	0.00	13,945.50
TOTAL FOR Fund 587 - IDEA PRESCHOOL-HANDICAPPED:							
282.42	0.00	0.00	0.00	39.96	242.46	242.46	0.00

Date: 09/03/2019  
 Time: 9:04 am

BRADFORD BOARD OF EDUCATION  
 Financial Report by Fund  
 CASH CONTROL

Begin Balance	MTD Receipts	FYTD Receipts	MTD Expenditures	FYTD Expenditures	Current Fund Balance	Current Encumbrances	Unencumbered Fund Balance
628.85	25,000.00	36,943.11	10,961.26	22,950.46	14,621.50	2,364.09	12,257.41
GRAND TOTALS:	885,186.06	1,666,881.74	819,683.03	1,353,112.12	8,662,687.93	1,406,273.87	7,256,414.06

TOTAL FOR Fund 599 - MISCELLANEOUS FED. GRANT FUND

Date: 09/03/2019  
Time: 9:04 am

BRADFORD BOARD OF EDUCATION  
Financial Detail Report for 08/01/2019 - 08/31/2019 by FUND-SCC  
Called from FINSUM to check balances

	Begin Balance	Receipts	Expenditures	End Balance
TOTAL FOR FUND-SCC 001 0000 (GENERAL FUND):	7,253,937.20	734,623.92	695,954.63	7,292,506.49
TOTAL FOR FUND-SCC 001 9000 (GENERAL):	5,151.82	0.00	0.00	5,151.82
TOTAL FOR FUND-SCC 001 9002 (SED BUS PURCHASE SET-ASIDES DARKE CO):	31,156.92	0.00	0.00	31,156.92
TOTAL FOR FUND-SCC 001 9003 (MH BUS PURCHASE SET-ASIDES - DARKE CO)	66,502.99	0.00	0.00	66,502.99
TOTAL FOR FUND-SCC 001 9045 (GENERAL):	58,577.16	8,894.54	0.00	67,471.70
TOTAL FOR FUND-SCC 001 9118 (STRIVING READERS GRANT GF 18-19):	5,751.65-	0.00	0.00	5,751.65-
TOTAL FOR FUND-SCC 001 9119 (STRIVING READERS GRANT):	17,419.58-	0.00	0.00	17,419.58-
TOTAL FOR FUND-SCC 001 9121 (TEXTBOOK AND INSTRUCTIONAL MATERIALS \$	79,524.66	0.00	867.15	78,657.51
TOTAL FOR FUND-SCC 001 9122 (CAPITAL MAINTENANCE SET-ASIDES):	435,146.19-	0.00	48,565.00	483,711.19-
TOTAL FOR FUND-SCC 001 9125 (Cafeteria Plan Refunds):	651.98	0.00	0.00	651.98
TOTAL FOR FUND-SCC 001 9139 (Miami County Services):	1,900.00-	0.00	0.00	1,900.00-
TOTAL FOR FUND-SCC 001 9154 (MEDICAID REIMBURSEMENT):	19,508.77	0.00	0.00	19,508.77
TOTAL FOR FUND-SCC 001 9158 (OHIO HIGH SCHOOL ATHLETIC ASSN):	404.65	0.00	0.00	404.65
TOTAL FOR FUND-SCC 001 9194 (GENERAL FUND - STATE BUS PURCHASE ALLO	4,229.48	0.00	0.00	4,229.48
TOTAL FOR FUND-SCC 001 9195 (GENERAL FUND - PARITY):	116,690.81	0.00	0.00	116,690.81
TOTAL FOR FUND-SCC 001 9201 (TUITION REIMBURSEMENT REPAYMENT):	0.00	750.00	0.00	750.00
TOTAL FOR FUND-SCC 001 9215 (BOOSTER CLUB MONEY FOR FOOD ACTIVITIES	90.62	145.47	145.47	90.62
TOTAL FOR FUND-SCC 001 9221 (TRANSPORTATION USING VAN):	379.47-	0.00	0.00	379.47-
TOTAL FOR FUND-SCC 001 9222 (GENERAL):	517.41	3.99	0.00	521.40
TOTAL FOR FUND-SCC 001 9318 (PETTY CASH ACCOUNTS):	0.00	0.00	50.00	50.00-
TOTAL FOR FUND-SCC 001 9320 (GENERAL):	30.00	0.00	0.00	30.00
TOTAL FOR FUND-SCC 001 9412 (GENERAL STATE SETASIDE):	113,345.65	0.00	0.00	113,345.65
TOTAL FOR FUND-SCC 001 9718 (GENERAL):	62,728.71-	0.00	0.00	62,728.71-
TOTAL FOR FUND-SCC 001 9819 (FEDERAL GRANT EXPENDITURES IN GENERAL	26,833.99-	0.00	19,546.04	40,880.03-
TOTAL FOR FUND-SCC 001 9900 (Previous Years Expenditures):	15,088.66-	0.00	0.00	15,088.66-
TOTAL FOR FUND-SCC 002 0000 (BOND RETIREMENT 4.12 MILLS BOND REG/EL	127,568.03	35,896.54	666.20	162,798.37

Date: 09/03/2019  
Time: 9:04 am

BRADFORD BOARD OF EDUCATION  
Financial Detail Report for 08/01/2019 - 08/31/2019 by FUND-SCC  
Called from FINSUM to check balances

Page: 2  
(FINDET)

	Begin Balance	Receipts	Expenditures	End Balance
TOTAL FOR FUND-SCC 002 9020 (BOND RETIREMENT .58 MILLS BOND SITE 20	21,538.46	5,258.79	109.22	26,688.03
TOTAL FOR FUND-SCC 003 0000 (PERMANENT IMPROVEMENT FUND):	441,263.90	0.00	0.00	441,263.90
TOTAL FOR FUND-SCC 006 0000 (LUNCHROOM/FOOD SERVICE):	97,095.31	7,500.72	23,710.34	80,885.69
TOTAL FOR FUND-SCC 006 9918 (PETTY CASH ACCOUNTS):	0.00	0.00	80.00	80.00-
TOTAL FOR FUND-SCC 007 9000 (UNCLAIMED FUNDS):	489.73	0.00	0.00	489.73
TOTAL FOR FUND-SCC 007 9900 (BRADFORD FIRE & RESCUE SCHOLARSHIP):	500.00-	0.00	0.00	500.00-
TOTAL FOR FUND-SCC 007 9902 (BLESSED DIRECTION INC. SCHOLARSHIP):	6,500.00	0.00	500.00	6,000.00
TOTAL FOR FUND-SCC 007 9903 (MAX WEAVER SCHOLARSHIP FUND):	500.00	0.00	0.00	500.00
TOTAL FOR FUND-SCC 007 9905 (CHAD NOLAN SCHOLARSHIP/MISC):	4,250.00-	4,250.00	1,500.00-	1,500.00
TOTAL FOR FUND-SCC 007 9906 (COVINGTON EAGLES SCHOLARSHIP FUND):	4,274.62	0.00	0.00	4,274.62
TOTAL FOR FUND-SCC 007 9907 (PEPSI AND COCA-COLA SCHOLARSHIP FUNDS)	2,000.00	0.00	0.00	2,000.00
TOTAL FOR FUND-SCC 007 9908 (RICHARD "DICK" HARMON SCHOLARSHIP FUND	23,000.00	0.00	0.00	23,000.00
TOTAL FOR FUND-SCC 007 9909 (VERNON LINDEMAN LINEMAN SCHOLARSHIP):	1,000.00	0.00	0.00	1,000.00
TOTAL FOR FUND-SCC 007 9912 (HAROLD MARKER SCHOLARSHIP FUND):	2,000.00	0.00	0.00	2,000.00
TOTAL FOR FUND-SCC 007 9913 (COVINGTON SAVINGS & LOAN SCHOLARSHIP):	500.00	0.00	0.00	500.00
TOTAL FOR FUND-SCC 007 9914 (Made Spencer Scholarship Fund):	0.00	1,500.00	1,500.00	0.00
TOTAL FOR FUND-SCC 007 9977 (GANGER SCHOLARSHIP DONATION-CLASS OF 1	125.00	0.00	0.00	125.00
TOTAL FOR FUND-SCC 007 9996 (PRODUCTION PAINT FINISHERS GRANT/SPECI	9,992.01	0.00	1,000.00	8,992.01
TOTAL FOR FUND-SCC 008 0000 (MADE KINDERGARTEN):	10,370.94	19.62	0.00	10,390.56
TOTAL FOR FUND-SCC 009 9202 (BEARD ENDORWMENT):	44,439.26	84.06	0.00	44,523.32
TOTAL FOR FUND-SCC 009 9118 (ART ACCOUNTS ESTES):	0.00	520.00	0.00	520.00
TOTAL FOR FUND-SCC 009 9130 (BUSINESS ACCOUNTS MOORE):	0.00	85.00	0.00	85.00
TOTAL FOR FUND-SCC 009 9210 (FFA ACCOUNTS):	0.00	300.00	0.00	300.00
TOTAL FOR FUND-SCC 009 9238 (SCIENCE ACCOUNTS WHITE):	0.00	285.00	0.00	285.00
TOTAL FOR FUND-SCC 018 9110 (PRINCIPAL FUND - ELEMENTARY):	11,987.89	285.00	451.74	11,821.15
TOTAL FOR FUND-SCC 018 9113 (ELEMENTARY PRINCIPAL -BOX TOPS):	13,100.03	0.00	0.00	13,100.03

Date: 09/03/2019  
 Time: 9:04 am

BRADFORD BOARD OF EDUCATION  
 Financial Detail Report for 08/01/2019 - 08/31/2019 by FUND-SCC  
 Called from FINSUM to check balances

	Begin Balance	Receipts	Expenditures	End Balance
TOTAL FOR FUND-SCC 018 9130 (HIGH SCHOOL PRINCIPAL FUND):	2,948.93	153.00	0.00	3,101.93
TOTAL FOR FUND-SCC 018 9131 (HIGH SCHOOL PRINCIPAL (AFTER PROM) FUN	250.00	0.00	0.00	250.00
TOTAL FOR FUND-SCC 018 9222 (HIGH SCHOOL PRINCIPAL FUND LIBRARY):	2,188.00	0.00	0.00	2,188.00
TOTAL FOR FUND-SCC 019 9004 (RADIO & TEL NEWS DIRECTORS FOUND MEDIA	114.06	0.00	0.00	114.06
TOTAL FOR FUND-SCC 019 9005 (ECO GARDEN GRANT MIAMI COUNTY PARK DIS	500.00	0.00	0.00	500.00
TOTAL FOR FUND-SCC 019 9007 (REED - VALEDICTORIAN/MEMORIAL):	309.58	0.00	0.00	309.58
TOTAL FOR FUND-SCC 019 9009 (ELEMENTARY ART - TROY FOUNDATION):	12.91	0.00	0.00	12.91
TOTAL FOR FUND-SCC 019 9011 (MIAMI COUNTY FOUNDATION ALL ABOARD PRO	102.22	0.00	0.00	102.22
TOTAL FOR FUND-SCC 019 9012 (MAC GRANT):	1,093.18	0.00	0.00	1,093.18
TOTAL FOR FUND-SCC 019 9017 (EAGLES-COVINGTON DONATION):	5,927.64	0.00	0.00	5,927.64
TOTAL FOR FUND-SCC 019 9018 (MIAMI COUNTY FOUNDATION-ART DISCOVERY	512.62	0.00	0.00	512.62
TOTAL FOR FUND-SCC 019 9019 (MIAMI COUNTY FOUNDATION FALL/ELE HEALT	7,000.00	0.00	0.00	7,000.00
TOTAL FOR FUND-SCC 019 9022 (MISCELLANEOUS FIELD TRIP GRANTS):	758.76	0.00	0.00	758.76
TOTAL FOR FUND-SCC 019 9023 (VIVIAN RUSSELL KINDERGARTEN FUND):	57.87	0.00	0.00	57.87
TOTAL FOR FUND-SCC 019 9024 (ANNA BIER ART GRANT):	193.99	0.00	0.00	193.99
TOTAL FOR FUND-SCC 019 9131 (MIAMI COUNTY FOUNDATION SEMI-ANNUAL GR	2,951.23	0.00	0.00	2,951.23
TOTAL FOR FUND-SCC 019 9181 (MIAMI COUNTY PARKS - GIZMOS GRANT):	10.00	0.00	0.00	10.00
TOTAL FOR FUND-SCC 019 9222 (OTHER GRANT LIBRARY):	10.00	0.00	0.00	10.00
TOTAL FOR FUND-SCC 019 9230 (OTHER GRANT):	150.00	0.00	0.00	150.00
TOTAL FOR FUND-SCC 019 9272 (Miami County Foundation Grant-Water Fo	1.25	0.00	0.00	1.25
TOTAL FOR FUND-SCC 019 9410 (GRANT FROM DARKE COUNTY FOUNDATION):	1,100.00	2,000.00	0.00	3,100.00
TOTAL FOR FUND-SCC 019 9517 (OTHER GRANT):	6,400.00	0.00	0.00	6,400.00
TOTAL FOR FUND-SCC 022 9718 (DISTRICT AGENCY):	777.85	0.00	0.00	777.85
TOTAL FOR FUND-SCC 022 9819 (UNCASHED FUNDS FOR 2018-2019):	192.99	0.00	0.00	192.99
TOTAL FOR FUND-SCC 034 0000 (CLASSROOM FACILITY MAINTENANCE):	483,669.67	8,120.98	155.99	491,634.66
TOTAL FOR FUND-SCC 034 9045 (MAINTENANCE FUND DELINQUENCIES):	1,065.27	160.93	0.00	1,226.20

Date: 09/03/2019  
Time: 9:04 am

BRADFORD BOARD OF EDUCATION  
Financial Detail Report for 06/01/2019 - 06/31/2019 by FUND-SCC  
Called from FINSUM to check balances

Page: 4  
(FINDET)

	Begin Balance	Receipts	Expenditures	End Balance
TOTAL FOR FUND-SCC 200 9000 (MULTIPLE DISABILITIES CLASS):	2,785.26	0.00	0.00	2,785.26
TOTAL FOR FUND-SCC 200 9020 (CLASS OF 2020):	1,293.06	0.00	0.00	1,293.06
TOTAL FOR FUND-SCC 200 9021 (CLASS OF 2021):	2,318.72	0.00	0.00	2,318.72
TOTAL FOR FUND-SCC 200 9022 (CLASS OF 2022):	1,722.53	0.00	0.00	1,722.53
TOTAL FOR FUND-SCC 200 9119 (POWER OF THE PEN):	280.00	0.00	0.00	280.00
TOTAL FOR FUND-SCC 200 9128 (SPANISH CLUB):	209.25	0.00	0.00	209.25
TOTAL FOR FUND-SCC 200 9130 (MUSE MACHINE):	1,103.24	0.00	0.00	1,103.24
TOTAL FOR FUND-SCC 200 9131 (DRAWA CLUB):	6,099.49	0.00	0.00	6,099.49
TOTAL FOR FUND-SCC 200 9133 (GLEE CLUB):	368.65	0.00	0.00	368.65
TOTAL FOR FUND-SCC 200 9330 (FUTURE FARMERS OF AMERICA):	3,697.77	559.50	0.00	4,257.27
TOTAL FOR FUND-SCC 200 9400 (HIGH SCHOOL MUSIC DEPARTMENT):	628.63	0.00	0.00	628.63
TOTAL FOR FUND-SCC 200 9610 (ELEMENTARY STUDENT COUNCIL):	513.56	0.00	0.00	513.56
TOTAL FOR FUND-SCC 200 9630 (HIGH SCHOOL STUDENT COUNCIL):	1,637.89	0.00	57.04	1,580.85
TOTAL FOR FUND-SCC 200 9680 (YEARBOOK):	6,573.92	499.00	0.00	7,072.92
TOTAL FOR FUND-SCC 200 9710 (NATIONAL HONOR SOCIETY):	252.77	0.00	0.00	252.77
TOTAL FOR FUND-SCC 300 9001 (HIGH SCHOOL ART):	721.58	0.00	0.00	721.58
TOTAL FOR FUND-SCC 300 9002 (WASHINGTON DC TRIP - 8TH GRADE):	24,162.99	896.00	0.00	25,058.99
TOTAL FOR FUND-SCC 300 9004 (MEDIA-TECH CLASS):	5.57	0.00	0.00	5.57
TOTAL FOR FUND-SCC 300 9500 (ATHLETIC DIRECTOR):	22,476.28	27,394.00	16,322.61	33,547.67
TOTAL FOR FUND-SCC 300 9501 (ATHLETIC DIRECTOR FSN):	750.00	0.00	0.00	750.00
TOTAL FOR FUND-SCC 499 9191 (School Safety Grant):	2,220.75	0.00	0.00	2,220.75
TOTAL FOR FUND-SCC 499 9819 (Ohio Climate Grant):	292.40	0.00	0.00	292.40
TOTAL FOR FUND-SCC 572 0000 (TITLE I):	465.84	0.00	0.00	465.84
TOTAL FOR FUND-SCC 572 9920 (TITLE ONE 2019-2020 SCHOOL YEAR):	0.00	20,000.00	6,540.34	13,459.66
TOTAL FOR FUND-SCC 587 9119 (TITLE 6B RESTORATION MONEY):	242.46	0.00	0.00	242.46
TOTAL FOR FUND-SCC 599 0000 (OTHER MISC FEDERAL GRANTS):	51.31	0.00	0.00	51.31

Date: 09/03/2019  
Time: 9:04 am

BRADFORD BOARD OF EDUCATION  
Financial Detail Report for 08/01/2019 - 08/31/2019 by FUND-SCC  
Called from FINSUM to check balances

Page: 5  
(FINDET)

	Begin Balance	Receipts	Expenditures	End Balance
TOTAL FOR FUND-SCC 599 9119 (MISC. FED. GRANT):	6,289.77-	25,000.00	10,961.26	7,748.97
TOTAL FOR FUND-SCC 599 9819 (TITLE IV FOR THE 2019-2019 SCHOOL YEAR	11,943.11	0.00	0.00	11,943.11
TOTAL FOR FUND-SCC 599 9920 (TITLE IV FOR THE 2019-2020 SCHOOL YEAR	5,121.89-	0.00	0.00	5,121.89-



Date: 09/03/2019  
Time: 9:04 am

BRADFORD BOARD OF EDUCATION  
Financial Detail Report for 08/01/2019 - 08/31/2019 by FUND-SCC  
Called from FINSUM to check balances

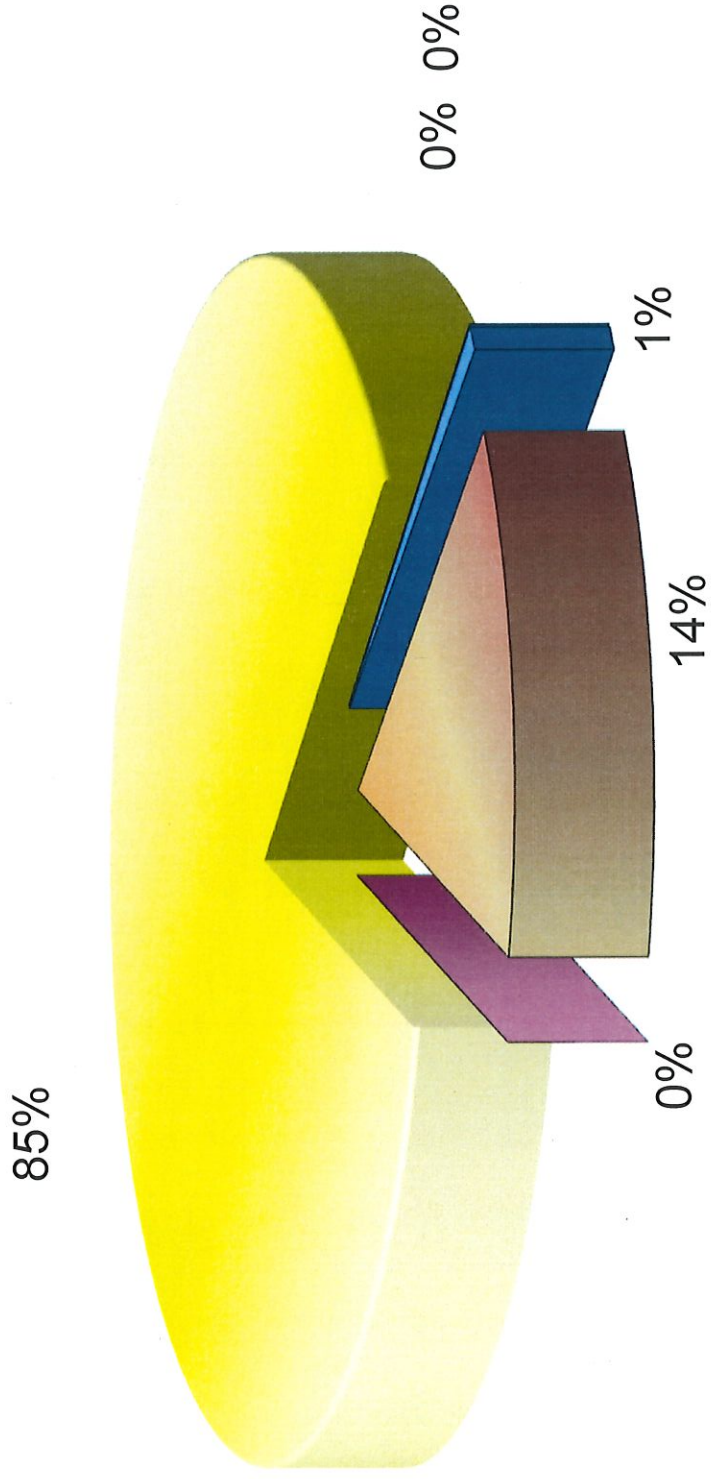
Page: 6  
(FINDET)

Begin Balance	Receipts	Expenditures	End Balance
8,597,184.90	885,186.06	819,683.03	8,662,687.93

GRAND TOTALS:

DEPOSITORY	MONTH OF	AUGUST	VARIANCE
	<u>JULY</u>	<u>AUGUST</u>	
COVINGTON SAVINGS & LOAN	\$ 138,775.06	\$ 62,542.49	\$ (76,232.57)
COVINGTON SAVINGS & LOAN	\$ 250.00	\$ 250.00	\$ -
GREENVILLE NATIONAL BANK	\$ 1,000.00	\$ 1,000.00	\$ -
SECOND NATIONAL BANK	\$ 1,028,055.98	\$ 1,032,641.48	\$ 4,585.50
STAR OHIO	\$ 3,647,453.75	\$ 3,779,707.33	\$ 132,253.58
STAR OHIO PLUS	\$ 2,531,650.11	\$ 2,536,546.63	\$ 4,896.52 ok
	\$ 7,347,184.90	\$ 7,412,687.93	\$ 65,503.03
			\$ -
			\$ -
CDARS	\$ 1,250,000.00	\$ 1,250,000.00	\$ -
PETTY CASH	\$ -	MEMO 1,500.00	\$ 1,500.00
LIBRARY CHANGE FUND	\$ -	\$ -	\$ -
CAFETERIA CHANGE FUND	\$ -	MEMO 80.00	\$ 80.00
ATHLETIC CHANGE FUND	\$ -	MEMO 50.00	\$ 50.00
	\$ 8,597,184.90	\$ 8,662,687.93	\$ 65,503.03
			\$ -
			\$ 8,662,687.93

# INVESTMENT AUGUST 2019



CD'S

US AGENCIES

MONEY MARKETS

MUTUAL FUND

0%


0%

DATE: 09/03/2019  
TIME: 09:17

BRADFORD BOARD OF EDUCATION  
CASH RECONCILIATION AS OF 08/31/2019

PAGE: 1  
(USAEMSED)

	SUB-TOTALS	TOTALS
	-----	-----
Gross Depository Balances:		
SECOND NATIONAL BANK	\$ 1,032,641.48	
COVINGTON SAVINGS & LOAN	161,995.14	
COVINGTON SAVINGS & LOAN-ATHLETI	250.00	
STAR OHIO	3,779,707.33	
STAR OHIO PLUS	2,536,546.63	
GREENVILLE NATIONAL BANK	57,476.06	
	-----	
Total Depository Balances (Gross)		\$ 7,568,616.64
Adjustments to Bank Balance:		
Cash in Transit to Bank	\$ 0.00	
Outstanding Checks	155,928.71-	
Adjustments	0.00	
	-----	
Total Adjustments to Bank Balance		155,928.71-
Investments:		
Treasury Bonds and Notes	\$ 0.00	
Certificate of Deposits	1,250,000.00	
Other Securities	0.00	
Other Investments:		
	-----	
Total Investments		1,250,000.00
Cash on Hand:		
Petty Cash:		
Change Cash:		
Cash with Fiscal Agent	0.00	
	-----	
Total Cash on Hand		0.00
		-----
Total Balances		\$ 8,662,687.93
		=====
Total Fund Balance		\$ 8,662,687.93
		=====
Depository Clearance Accounts:		
	-----	
Total Clearance Account Balances		\$ 0.00

  
-----  
Treasurer

	MONTHLY ESTIMATE	MONTHLY ACTUAL	MONTHLY DIFFERENCE	FISCAL YTD ESTIMATE	FISCAL YTD ACTUAL	FISCAL YTD DIFFERENCE
<b>REVENUES</b>						
01.010 General Property (Real Estate)	0	245,980	245,980	0	395,980	395,980
01.020 Tangible Personal Property Tax	0	23,332	23,332	0	23,332	23,332
01.030 Income Tax	0	0	0	0	402,850	402,850
01.035 Unrestricted Grants-in-Aid	0	361,023	361,023	0	707,809	707,809
01.040 Restricted Grants-in-Aid	0	3,364	3,364	0	6,725	6,725
01.045 Restricted Grants-in-Aid - SFSF	0	0	0	0	0	0
01.050 Property Tax Allocation	0	42,442	42,442	0	42,442	42,442
01.060 All Other Operating Revenue	0	49,409	49,409	0	96,053	96,053
01.070 Total Revenue	0	725,550	725,550	0	1,675,191	1,675,191
<b>OTHER FINANCING SOURCES</b>						
02.010 Proceeds from Sale of Notes	0	0	0	0	0	0
02.020 State Emergency Loans & Advancements (Approved)	0	0	0	0	0	0
02.040 Operating Transfers-In	0	0	0	0	0	0
02.050 Advances-In	0	0	0	0	0	0
02.060 All Other Financing Sources	0	18,868	18,868	0	38,566	38,566
02.070 Total Other Financing Sources	0	18,868	18,868	0	38,566	38,566
02.080 Total Revenues and Other Financing Sources	0	744,418	744,418	0	1,713,757	1,713,757
<b>EXPENDITURES</b>						
03.010 Personal Services	0	387,516	387,516	0	638,416	638,416
03.020 Employees' Retirement/Insurance Benefits	0	119,387	119,387	0	218,606	218,606
03.030 Purchased Services	0	103,541	103,541	0	218,154	218,154
03.040 Supplies and Materials	0	16,418	16,418	0	22,793	22,793
03.050 Capital Outlay	0	48,565	48,565	0	49,786	49,786
03.060 Intergovernmental	0	0	0	0	0	0
04.010 Debt Service: All Principal (Historical)	0	0	0	0	0	0
04.020 Debt Service: Principal - Notes	0	0	0	0	0	0
04.030 Debt Service: Principal - State Loans	0	0	0	0	0	0
04.040 Debt Service: Principal - State Advancements	0	0	0	0	0	0
04.050 Debt Service: Principal - HB 264 Loans	0	0	0	0	0	0
04.055 Debt Service: Principal - Other	0	0	0	0	0	0
04.060 Debt Service: Interest and Fiscal Charges	0	0	0	0	0	0
04.300 Other Objects	0	13,700	13,700	0	38,718	38,718
04.500 Total Expenditures	0	689,127	689,127	0	1,186,473	1,186,473
<b>OTHER FINANCING USES</b>						
05.010 Operating Transfers - Out	0	0	0	0	0	0
05.020 Advances - Out	0	70,000	70,000	0	70,000	70,000
05.030 All Other Financing Uses	0	0	0	0	0	0
05.040 Total Other Financing Uses	0	70,000	70,000	0	70,000	70,000
05.050 Total Expenditure and Other Financing Uses	0	759,127	759,127	0	1,256,473	1,256,473
06.010 Excess Rev & Oth Financing Sources over(under) Exp &	0	14,709-	14,709-	0	457,284	457,284
07.010 Beginning Cash Balance	0	7,184,973	7,184,973	0	6,712,980	6,712,980
07.020 Ending Cash Balance	0	7,170,264	7,170,264	0	7,170,264	7,170,264
08.010 Outstanding Encumbrances	0	1,330,653	1,330,653	0	1,330,653	1,330,653

	FY ACTUAL	JANUARY	FEBRUARY	AUGUST	SEPTEMBER	OCTOBER	NOVEMBER	DECEMBER
				IRN # 045229	MARCH	APRIL	MAY	JUNE
REVENUES								
01.010 General Property (Real Estate)	395,980	150,000	245,980	0	0	0	0	0
01.020 Tangible Personal Property Tax	28,332	0	28,332	0	0	0	0	0
01.030 Income Tax	402,850	402,850	0	0	0	0	0	0
01.035 Unrestricted Grants-in-Aid	707,809	346,786	361,023	0	0	0	0	0
01.040 Restricted Grants-in-Aid	6,725	3,361	3,364	0	0	0	0	0
01.045 Restricted Grants-in-Aid - SFSF	0	0	0	0	0	0	0	0
01.050 Property Tax Allocation	42,442	0	42,442	0	0	0	0	0
01.060 All Other Operating Revenue	96,053	46,644	49,409	0	0	0	0	0
01.070 Total Revenue	1,675,191	949,641	725,550	0	0	0	0	0
OTHER FINANCING SOURCES								
02.010 Proceeds from Sale of Notes	0	0	0	0	0	0	0	0
02.020 State Emergency Loans & Advancements (App	0	0	0	0	0	0	0	0
02.040 Operating Transfers-In	0	0	0	0	0	0	0	0
02.050 Advances -In	0	0	0	0	0	0	0	0
02.060 All Other Financing Sources	38,566	19,698	18,868	0	0	0	0	0
02.070 Total Other Financing Sources	38,566	19,698	18,868	0	0	0	0	0
02.080 Total Revenues and Other Financing Source	1,713,757	969,339	744,418	0	0	0	0	0
EXPENDITURES								
03.010 Personal Services	636,416	250,940	387,516	0	0	0	0	0
03.020 Employees' Retirement/Insurance Benefits	216,606	99,219	119,387	0	0	0	0	0
03.030 Purchased Services	216,154	114,613	103,541	0	0	0	0	0

	FY ACTUAL	JANUARY	FEBRUARY	MARCH	APRIL	MAY	JUNE
03.040 Supplies and Materials	22,793	6,375	16,418	0	0	0	0
03.050 Capital Outlay	49,786	1,221	48,565	0	0	0	0
03.060 Intergovernmental	0	0	0	0	0	0	0
04.010 Debt Service: All Principal (Historical)	0	0	0	0	0	0	0
04.020 Debt Service: Principal - Notes	0	0	0	0	0	0	0
04.030 Debt Service: Principal - State Loans	0	0	0	0	0	0	0
04.040 Debt Service: Principal - State Advanceme	0	0	0	0	0	0	0
04.050 Debt Service: Principal - HB 264 Loans	0	0	0	0	0	0	0
04.055 Debt Service: Principal - Other	0	0	0	0	0	0	0
04.060 Debt Service: Interest and Fiscal Charges	0	0	0	0	0	0	0
04.500 Other Objects	38,718	25,018	13,700	0	0	0	0
04.500 Total Expenditures	1,186,473	497,346	689,127	0	0	0	0
05.010 Operating Transfers - Out	0	0	0	0	0	0	0
05.020 Advances - Out	70,000	0	70,000	0	0	0	0
05.030 All Other Financing Uses	0	0	0	0	0	0	0
05.040 Total Other Financing Uses	70,000	0	70,000	0	0	0	0
05.050 Total Expenditure and Other Financing Use	1,256,473	497,346	759,127	0	0	0	0
06.010 Excess Rev & Oth Financing Sources over(u	457,284	471,993	14,709-	0	0	0	0
07.010 Beginning Cash Balance	6,712,980	6,712,980	7,184,973	0	0	0	0
07.020 Ending Cash Balance	7,170,264	7,184,973	7,170,264	0	0	0	0

DATE: 09/03/2019  
TIME: 09:22:32

SCHOOL DISTRICT: BRADFORD BOARD OF EDUCATION

SM2 REPORT BY MONTH  
IRN # 045229

COUNTY: MIAMI

FISCAL YEAR: 2020

PAGE: 3

FY ACTUAL	JANUARY	FEBRUARY	MARCH	APRIL	MAY	JUNE
0	1,079,171	1,330,663	0	0	0	0

08.010 Outstanding Encumbrances



List of Receipt Items by Date  
MONTHLY REVENUE POSTINGS

Receipt Number	Item Number	Stat	Stat2	Description	Amount
----------------	-------------	------	-------	-------------	--------

Receipt Date: 08/01/2019

995367	0001	B	EX	Joe Hurst Postage	0.50
995367	0002	B	EX	Melissa Kommer Postage	0.50

RECEIPT TOTAL: 1.00

995368	0001	A		AGRICULTURE/RESIDENTIAL	194,510.21
995368	0002	A		COMMERCIAL/INDUSTRIAL	8,628.68
995368	0003	A		DELINQUENT TAX	5,611.01
995368	0004	A		PERSONAL PROPERTY UTILITY	10,348.10
995368	0005	A		BOND FUND RE TAX	16,192.02
995368	0006	A		BOND FUND	2,372.05
995368	0007	A		BOND FUND P PROPERTY UTILITY	627.28
995368	0008	A		BOND FUND P PROPERTY UTILITY	91.89
995368	0009	A		MAINT FUND RE TAX	3,565.50
995368	0010	A		MAINT FUND RE TAX	100.35
995368	0011	A		MAINT FUND PP UTILITY	199.77
995368	0012	B	EX	AUDITOR & TREASURER'S FEES	( 3,640.46)
995368	0013	B	EX	DRETAC	( 280.54)
995368	0014	B	EX	AUDITOR & TREASURER'S FEES	( 280.01)
995368	0015	B	EX	DTAC	( 21.73)
995368	0016	B	EX	AUDITOR & TREASURER'S FEES	( 41.02)
995368	0017	B	EX	DTAC	( 3.19)
995368	0018	B	EX	AUDITOR & TREASURER'S FEES	( 64.05)
995368	0019	B	EX	DTAC	( 5.02)
995368	0020	B	EX	ELECTION FEES	0.00

RECEIPT TOTAL: 237,910.84

TOTAL FOR DATE: 08/01/2019 237,911.84

Receipt Date: 08/02/2019

995369	0001	A		McGiffin return of HSA	416.67
995369	0002	A		Tuition payment for S Jasinski	375.00

RECEIPT TOTAL: 791.67

TOTAL FOR DATE: 08/02/2019 791.67

Receipt Date: 08/07/2019

995370	0001	A		Chad Nolan Donation Scholarshi	4,250.00
--------	------	---	--	--------------------------------	----------

RECEIPT TOTAL: 4,250.00

List of Receipt Items by Date  
MONTHLY REVENUE POSTINGS

Receipt Number	Item Number	Stat	Stat2	Description	Amount
----------------	-------------	------	-------	-------------	--------

Receipt Date: 08/07/2019

TOTAL FOR DATE: 08/07/2019					4,250.00
----------------------------	--	--	--	--	----------

Receipt Date: 08/08/2019

995371	0001	A		Cash enrollees Safety Town	225.00
995371	0002	A		Ashley Szilagyi Safety Town	15.00
995371	0003	A		Dusty Yingst Safety Town	15.00
995371	0004	A		Christina Wood Safety Town	15.00

RECEIPT TOTAL:					270.00
----------------	--	--	--	--	--------

995372	0001	A		Faith Gray Cash	100.00
--------	------	---	--	-----------------	--------

RECEIPT TOTAL:					100.00
----------------	--	--	--	--	--------

995373	0001	A		James Nolan FFA Fees	35.00
995373	0002	A		James Nolan Science fees	30.00
995373	0003	A		James Nolan General Fee	65.03
995373	0004	A		Izabella Painter-FFA Fee	15.00
995373	0005	A		izabella Painter General Fee	35.00

RECEIPT TOTAL:					180.03
----------------	--	--	--	--	--------

TOTAL FOR DATE: 08/08/2019					550.03
----------------------------	--	--	--	--	--------

Receipt Date: 08/09/2019

995374	0001	A		Athletic Boosters gfs purchase	145.47
--------	------	---	--	--------------------------------	--------

RECEIPT TOTAL:					145.47
----------------	--	--	--	--	--------

995375	0001	A		envelope purchase m kommer	0.50
--------	------	---	--	----------------------------	------

RECEIPT TOTAL:					0.50
----------------	--	--	--	--	------

995376	0001	A		Florence Boltin Safety Town	15.00
--------	------	---	--	-----------------------------	-------

RECEIPT TOTAL:					15.00
----------------	--	--	--	--	-------

995377	0001	A		Opportunity Grant	79,574.66
995377	0002	A		Targeted Assistance	24,255.64
995377	0003	A		K-3 Literacy	1,705.80
995377	0004	A		Economic Disadvantaged Funding	1,497.70
995377	0005	A		Limited Eng Proficiency Fundin	0.00
995377	0006	A		Gifted Education Funding	1,567.16

List of Receipt Items by Date  
MONTHLY REVENUE POSTINGS

Receipt Number	Item Number	Stat	Stat2	Description	Amount
----------------	-------------	------	-------	-------------	--------

Receipt Date: 08/09/2019

995377	0007	A		Transportation	4,090.16
995377	0008	A		Special Education Addl Funding	12,154.39
995377	0009	A		Capacity Aid	47,703.12
995377	0010	A		Graduation Bonus	412.80
995377	0011	A		Third Grade Reading Bonus	124.35
995377	0012	A		Career Tech Education Funding	182.12
995377	0013	A		Preschool Special Education	1,083.00
995377	0014	A		Special Education Transportat	575.72
995377	0015	A		Open Enrollment Adjustment	13,573.09
995377	0016	B	EX	Educational Service Center	( 1,206.04)
995377	0017	B	EX	Open Enrollment Adjustment	( 17,832.61)
995377	0018	B	EX	Community School Adjustment	( 1,618.08)
995377	0019	B	EX	Scholarship Transfer	( 1,035.00)
995377	0020	B	EX	Other Adjustment -negative	( 2,560.50)
995377	0021	B	EX	SF14 Regular Tuition	0.00
995377	0022	B	EX	SF14 Special Education Tuition	0.00
995377	0023	B	EX	College Credit Plus	( 429.32)
995377	0024	B	EX	School Employees Retirement Sy	0.00
995377	0025	B	EX	State Teachers Retirement Sys	( 16,252.00)
995377	0026	B	EX	Excess Cost	0.00
995377	0027	A		SF14 Regular Tuition	0.00
995377	0028	A		FY 2018 Final #2 Adjustment	0.00
995377	0029	A		SF6 Excess Costs	0.00
995377	0030	A		SF14 Regular Tuition	0.00
995377	0031	A		Half-Mill Equalization Payment	0.00
995377	0032	B	EX	Community School FTE Review Ad	0.00
995377	0033	A		previous year college credit p	939.72

RECEIPT TOTAL: 148,505.88

TOTAL FOR DATE: 08/09/2019 148,666.85

Receipt Date: 08/13/2019

995378	0001	A		Moore's Laptop from grant	1,000.00
--------	------	---	--	---------------------------	----------

RECEIPT TOTAL: 1,000.00

995379	0001	A		Band Instruments albright grt	1,000.00
--------	------	---	--	-------------------------------	----------

RECEIPT TOTAL: 1,000.00

995380	0001	A		Bottled water for sale	12.00
--------	------	---	--	------------------------	-------

RECEIPT TOTAL: 12.00

List of Receipt Items by Date  
MONTHLY REVENUE POSTINGS

Receipt Number	Item Number	Stat	Stat2	Description	Amount
----------------	-------------	------	-------	-------------	--------

Receipt Date: 08/13/2019

TOTAL FOR DATE: 08/13/2019					2,012.00
----------------------------	--	--	--	--	----------

Receipt Date: 08/15/2019

995381	0001	A		AGRICULTURE/RESIDENTIAL	13,564.93
995381	0002	A		COMMERCIAL/INDUSTRIAL	14,378.27
995381	0003	A		DELINQUENT TAX	3,283.53
995381	0004	A		PERSONAL PROPERTY UTILITY	12,077.47
995381	0005	A		BOND FUND RE TAX	14,475.75
995381	0006	A		BOND FUND	2,120.72
995381	0007	A		BOND FUND P PROPERTY UTILITY	749.46
995381	0008	A		BOND FUND P PROPERTY UTILITY	109.79
995381	0009	A		MAINT FUND RE TAX	3,248.65
995381	0010	A		MAINT FUND RE TAX	60.58
995381	0011	A		MAINT FUND PP UTILITY	238.68
995381	0012	B	EX	AUDITOR & TREASURER'S FEES	( 4,362.60)
995381	0013	B	EX	DRETAC	( 164.16)
995381	0014	B	EX	AUDITOR & TREASURER'S FEES	( 344.44)
995381	0015	B	EX	DTAC	( 13.10)
995381	0016	B	EX	AUDITOR & TREASURER'S FEES	( 50.46)
995381	0017	B	EX	DTAC	( 1.93)
995381	0018	B	EX	AUDITOR & TREASURER'S FEES	( 79.78)
995381	0019	B	EX	DTAC	( 3.03)
995381	0020	B	EX	ELECTION FEES	0.00

RECEIPT TOTAL:					59,288.33
----------------	--	--	--	--	-----------

995382	0001	A		Rebate for core services cont	353.25
--------	------	---	--	-------------------------------	--------

RECEIPT TOTAL:					353.25
----------------	--	--	--	--	--------

995383	0001	A		Tuition payment for S Jasinski	375.00
--------	------	---	--	--------------------------------	--------

RECEIPT TOTAL:					375.00
----------------	--	--	--	--	--------

TOTAL FOR DATE: 08/15/2019					60,016.58
----------------------------	--	--	--	--	-----------

Receipt Date: 08/16/2019

995384	0001	A		Elementary Student Fees	315.00
--------	------	---	--	-------------------------	--------

RECEIPT TOTAL:					315.00
----------------	--	--	--	--	--------

995385	0001	A		S Deeter Ck 1405	40.00
--------	------	---	--	------------------	-------

List of Receipt Items by Date  
MONTHLY REVENUE POSTINGS

Receipt Number	Item Number	Stat	Stat2	Description	Amount
----------------	-------------	------	-------	-------------	--------

Receipt Date: 08/16/2019

RECEIPT TOTAL: 40.00

995386	0001	A		J Moore=Yearbook	50.00
995386	0002	A		S Daughterty Ck 1795	90.00
995386	0003	A		J Hocker Ck 1805	50.00

RECEIPT TOTAL: 190.00

995387	0001	A		K Canan Ck 3505	45.00
--------	------	---	--	-----------------	-------

RECEIPT TOTAL: 45.00

995388	0001	A		Monnin Ck 3250 Family Passes	150.00
995388	0002	A		Beckstedt Ck4618 Family Passe	150.00

RECEIPT TOTAL: 300.00

995389	0001	A		Elementary Fees General Fees	35.00
995389	0002	A		High School General Fees	917.00
995389	0003	A		Art Classes, Jr High High Sch	235.00
995389	0004	A		Business Acct Class Fees	0.00
995389	0005	A		Financial Mgmt Class Fees	20.00
995389	0006	A		Keyboarding Supplies	20.00
995389	0007	A		FFA Class Fees	95.00
995389	0008	A		Science Class Fees	100.00

RECEIPT TOTAL: 1,422.00

995390	0001	A		Received On Account	930.00
--------	------	---	--	---------------------	--------

RECEIPT TOTAL: 930.00

995391	0001	A		Manufactured Home	150.89
995391	0002	A		Manufactured Homes-bond	10.00
995391	0003	A		Manufactured Homes-BOND 9020	1.48
995391	0004	A		Manuafactured Home-Maintenance	2.82
995391	0005	B	EX	Manufactured Homes auditing fe (	15.65)
995391	0006	B	EX	Manufactured Homes-Bond fees (	1.05)
995391	0007	B	EX	Manufactured Homes-Bond 9020 (	0.16)
995391	0008	B	EX	Manufactured Homes-Maintenance (	0.30)

RECEIPT TOTAL: 148.03

TOTAL FOR DATE: 08/16/2019 3,390.03

List of Receipt Items by Date  
MONTHLY REVENUE POSTINGS

Receipt Number	Item Number	Stat	Stat2	Description	Amount
----------------	-------------	------	-------	-------------	--------

Receipt Date: 08/19/2019

995392	0001	A		HS Principal Coke Sales	153.00
RECEIPT TOTAL:					153.00
995394	0001	A		AGRICULTURE/RESIDENTIAL	6,002.99
995394	0002	A		COMMERCIAL/INDUSTRIAL	0.00
995394	0003	A		DELINQUENT TAX	0.00
995394	0004	A		PERSONAL PROPERTY UTILITY	905.98
995394	0005	A		BOND FUND RE TAX	466.04
995394	0006	A		BOND FUND	68.28
995394	0007	A		BOND FUND P PROPERTY UTILITY	54.92
995394	0008	A		BOND FUND P PROPERTY UTILITY	8.05
995394	0009	A		MAINT FUND RE TAX	104.28
995394	0010	A		MAINT FUND RE TAX	0.00
995394	0011	A		MAINT FUND PP UTILITY	17.49
995394	0012	B	EX	AUDITOR & TREASURER'S FEES	( 138.51)
995394	0013	B	EX	DRETAC	( 18.17)
995394	0014	B	EX	AUDITOR & TREASURER'S FEES	( 1.58)
995394	0015	B	EX	DTAC	( 0.16)
995394	0016	B	EX	AUDITOR & TREASURER'S FEES	( 10.75)
995394	0017	B	EX	DTAC	( 1.10)
995394	0018	B	EX	AUDITOR & TREASURER'S FEES	( 2.41)
995394	0019	B	EX	DTAC	( 0.35)
995394	0020	B	EX	ELECTION FEES	0.00
RECEIPT TOTAL:					7,455.00
995395	0001	A		Wade Spencer Scholarship	1,500.00
995395	0002	B	EX	Wade Spencer Scholarship exp	1,500.00
995395	0003	B	EX	Wade Spencer-R Lavey	( 1,500.00)
RECEIPT TOTAL:					1,500.00
TOTAL FOR DATE: 08/19/2019					9,108.00

Receipt Date: 08/20/2019

995396	0001	A		Gate-tickets HSVB-Cedarville	790.00
RECEIPT TOTAL:					790.00
995397	0001	A		Student Breakfast	10.65
995397	0002	A		Adult Breakfast	1.25
995397	0003	A		Student Breakfast	3.00
995397	0004	A		Student Lunch Receipts	258.45
995397	0005	A		Student Milk Receipts	0.00

List of Receipt Items by Date  
MONTHLY REVENUE POSTINGS

Receipt Number	Item Number	Stat	Stat2	Description	Amount
----------------	-------------	------	-------	-------------	--------

Receipt Date: 08/20/2019

995397	0006	A		Student Alacarte	62.50
995397	0007	A		Adult Alacarte	29.00
995397	0008	A		Received On Account	1,175.90

RECEIPT TOTAL: 1,540.75

TOTAL FOR DATE: 08/20/2019 2,330.75

Receipt Date: 08/21/2019

995393	0001	A		Manufactured Home	81.40
995393	0002	A		Manufactured Homes	271.28
995393	0003	A		Manufactured Homes-bond	26.08
995393	0004	A		Manufactured Homes-BOND 9020	3.82
995393	0005	A		Manuafactured Home-Maintenance	6.54
995393	0006	B	EX	Manufactured Homes auditing fe (	54.72)
995393	0007	B	EX	Manufactured Homes-Bond fees (	4.03)
995393	0008	B	EX	Manufactured Homes-Bond 9020 (	0.60)
995393	0009	B	EX	Manufactured Homes-Maintenance (	1.03)
995393	0010	B	EX	Manufactured Homes-Dtac (	1.26)
995393	0011	B	EX	Manufactured Homes-Dtac (	0.10)
995393	0012	B	EX	Manufactured Homes-Dtac (	0.01)
995393	0013	B	EX	Manufactured Homes-Dtac (	0.02)

RECEIPT TOTAL: 327.35

995398	0001	A		Elementary Student Fees	105.00
--------	------	---	--	-------------------------	--------

RECEIPT TOTAL: 105.00

995399	0001	A		Student Breakfast	9.10
995399	0002	A		Adult Breakfast	0.00
995399	0003	A		Student Breakfast	2.50
995399	0004	A		Student Lunch Receipts	222.25
995399	0005	A		Student Milk Receipts	0.00
995399	0006	A		Student Alacarte	98.85
995399	0007	A		Adult Alacarte	52.50
995399	0008	A		Received On Account	120.90

RECEIPT TOTAL: 506.10

TOTAL FOR DATE: 08/21/2019 938.45

List of Receipt Items by Date  
MONTHLY REVENUE POSTINGS

Receipt Number	Item Number	Stat	Stat2	Description	Amount
----------------	-------------	------	-------	-------------	--------

Receipt Date: 08/22/2019

995400	0001	A		Student Breakfast	8.60
995400	0002	A		Adult Breakfast	0.00
995400	0003	A		Student Breakfast	2.00
995400	0004	A		Student Lunch Receipts	212.25
995400	0005	A		Student Milk Receipts	0.00
995400	0006	A		Student Alacarte	94.20
995400	0007	A		Adult Alacarte	31.50
995400	0008	A		Received On Account	( 64.10)

RECEIPT TOTAL: 284.45

995401	0001	A		envelope postage purch J Hurst	1.00
--------	------	---	--	--------------------------------	------

RECEIPT TOTAL: 1.00

995402	0001	A		S Beckstadt # 6770 Apparel Ord	30.00
--------	------	---	--	--------------------------------	-------

RECEIPT TOTAL: 30.00

TOTAL FOR DATE: 08/22/2019 315.45

Receipt Date: 08/23/2019

995403	0001	A		B Spencer # 956 dues	20.00
995403	0002	A		M Skinner # 522 Dues	20.00

RECEIPT TOTAL: 40.00

995404	0001	A		Cash Apparel Orders	15.00
995404	0002	A		B Spencer # 955-Apparel Orders	15.00
995404	0003	A		A Brubaker #2618 Apparel Order	30.00

RECEIPT TOTAL: 60.00

995405	0001	A		R Beckstedt #4617 Yearbook	50.00
--------	------	---	--	----------------------------	-------

RECEIPT TOTAL: 50.00

995406	0001	A		Opportunity Grant	79,587.60
995406	0002	A		Targeted Assistance	24,266.72
995406	0003	A		K-3 Literacy	1,705.80
995406	0004	A		Economic Disadvantaged Funding	1,502.42
995406	0005	A		Limited Eng Proficiency Fundin	0.00
995406	0006	A		Gifted Education Funding	1,567.16
995406	0007	A		Transportation	4,090.15
995406	0008	A		Special Education Addl Funding	12,175.06



List of Receipt Items by Date  
MONTHLY REVENUE POSTINGS

Receipt Number	Item Number	Stat	Stat2	Description	Amount
----------------	-------------	------	-------	-------------	--------

Receipt Date: 08/23/2019

995406	0009	A		Capacity Aid	47,739.94
995406	0010	A		Graduation Bonus	412.80
995406	0011	A		Third Grade Reading Bonus	124.35
995406	0012	A		Career Tech Education Funding	182.12
995406	0013	A		Preschool Special Education	1,090.69
995406	0014	A		Special Education Transportat	575.72
995406	0015	A		Open Enrollment Adjustment	13,573.09
995406	0016	B	EX	Educational Service Center	( 1,208.84)
995406	0017	B	EX	Open Enrollment Adjustment	( 17,832.61)
995406	0018	B	EX	Community School Adjustment	( 1,618.08)
995406	0019	B	EX	Scholarship Transfer	( 1,035.00)
995406	0020	B	EX	Other Adjustment -negative	( 2,560.50)
995406	0021	B	EX	SF14 Regular Tuition	0.00
995406	0022	B	EX	SF14 Special Education Tuition	0.00
995406	0023	B	EX	College Credit Plus	( 429.32)
995406	0024	B	EX	School Employees Retirement Sy	0.00
995406	0025	B	EX	State Teachers Retirement Sys	( 16,252.00)
995406	0026	B	EX	Excess Cost	0.00
995406	0027	A		SF14 Regular Tuition	0.00
995406	0028	A		FY 2018 Final #2 Adjustment	0.00
995406	0029	A		SF6 Excess Costs	0.00
995406	0030	A		SF14 Regular Tuition	0.00
995406	0031	A		Half-Mill Equalization Payment	0.00
995406	0032	B	EX	Community School FTE Review Ad	0.00
995406	0033	A		FY2019 SFPR Adjustment	( 512.81)

RECEIPT TOTAL:

147,144.46

995407	0001	A		Cash Season Pass Sales	150.00
995407	0002	A		Roberts #2560 Season Pass	150.00
995407	0003	A		Skinner # 521 Season Pass	50.00

RECEIPT TOTAL:

350.00

995408	0001	A		Elementary Fees General Fees	35.00
995408	0002	A		High School General Fees	300.00
995408	0003	A		Art Classes, Jr High High Sch	115.00
995408	0004	A		Business Acct Class Fees	0.00
995408	0005	A		Financial Mgmt Class Fees	0.00
995408	0006	A		Keyboarding Supplies	20.00
995408	0007	A		FFA Class Fees	65.00
995408	0008	A		Science Class Fees	50.00

RECEIPT TOTAL:

585.00

995409	0001	A		Student Breakfast	16.25
995409	0002	A		Adult Breakfast	0.00

List of Receipt Items by Date  
MONTHLY REVENUE POSTINGS

Receipt Number	Item Number	Stat	Stat2	Description	Amount
----------------	-------------	------	-------	-------------	--------

Receipt Date: 08/23/2019

995409	0003	A		Student Breakfast	2.25
995409	0004	A		Student Lunch Receipts	288.65
995409	0005	A		Student Milk Receipts	0.00
995409	0006	A		Student Alacarte	114.50
995409	0007	A		Adult Alacarte	62.50
995409	0008	A		Received On Account	( 238.65)

RECEIPT TOTAL: 245.50  
TOTAL FOR DATE: 08/23/2019 148,474.96

Receipt Date: 08/26/2019

995410	0001	A		Elementary Student Fees	70.00
--------	------	---	--	-------------------------	-------

995411	0001	A		Student Breakfast	20.80
995411	0002	A		Adult Breakfast	0.00
995411	0003	A		Student Breakfast	1.00
995411	0004	A		Student Lunch Receipts	293.10
995411	0005	A		Student Milk Receipts	0.00
995411	0006	A		Student Alacarte	151.50
995411	0007	A		Adult Alacarte	37.00
995411	0008	A		Received On Account	( 87.40)

RECEIPT TOTAL: 416.00  
TOTAL FOR DATE: 08/26/2019 486.00

Receipt Date: 08/27/2019

995412	0001	A		Student Breakfast	18.40
995412	0002	A		Adult Breakfast	1.00
995412	0003	A		Student Breakfast	2.50
995412	0004	A		Student Lunch Receipts	296.25
995412	0005	A		Student Milk Receipts	0.50
995412	0006	A		Student Alacarte	124.75
995412	0007	A		Adult Alacarte	33.25
995412	0008	A		Received On Account	206.00

RECEIPT TOTAL: 682.65

995413	0001	A		Gate-tickets HSVB Franklin Mon	452.00
995413	0002	A		Family Passes - Check #1450	150.00

List of Receipt Items by Date  
MONTHLY REVENUE POSTINGS

Receipt Number	Item Number	Stat	Stat2	Description	Amount
----------------	-------------	------	-------	-------------	--------

Receipt Date: 08/27/2019

RECEIPT TOTAL: 602.00

TOTAL FOR DATE: 08/27/2019 1,284.65

Receipt Date: 08/28/2019

995414	0001	A		Homestead - Miami 2nd Half 18	10,874.41
995414	0002	A		Homestead - Miami 2nd Half 18	188.90
995414	0003	A		Homestead - Miami 2nd Half 18	844.23
995414	0004	A		Homestead - Miami 2nd Half 18	123.69
995414	0005	A		Non-Bus Cred-Miami 2nd Half 18	27,523.06
995414	0006	A		Non-Bus Cred-Miami 2nd Half 18	478.09
995414	0007	A		Non-Bus Cred-Miami 2nd Half 18	2,136.75
995414	0008	A		Non-Bus Cred-Miami 2nd Half 18	313.02
995414	0009	A		Owner Occ Cred-Miami 2nd Half	4,044.74
995414	0010	A		Owner Occ Cred-Miami 2nd Half	70.26
995414	0011	A		Owner Occ Cred-Miami 2nd Half	314.01
995414	0012	A		Owner Occ Cred-Miami 2nd Half	46.00

RECEIPT TOTAL: 46,957.16

995415	0001	A		J Reck #1475 Apparel Order	30.00
995415	0002	A		J Reck #4860 Apparel Order	15.00
995415	0003	A		Cash Apparel Orders	15.00

RECEIPT TOTAL: 60.00

995416	0001	B	EX	Sandy Frantz Postage	0.50
--------	------	---	----	----------------------	------

RECEIPT TOTAL: 0.50

995417	0001	A		disability paperwork for Coby	15.00
--------	------	---	--	-------------------------------	-------

RECEIPT TOTAL: 15.00

995418	0001	A		A Brubaker # 2617 Greenhand Ca	80.00
995418	0002	A		J Reck \$4859 Greenhand Camp	80.00

RECEIPT TOTAL: 160.00

995419	0001	A		Currency FFA Dues	60.00
995419	0002	A		T Hamilton #4906 FFA Dues	20.00
995419	0003	A		S Beckstedt #6773 FFA Dues	20.00

List of Receipt Items by Date  
MONTHLY REVENUE POSTINGS

Receipt Number	Item Number	Stat	Stat2	Description	Amount
----------------	-------------	------	-------	-------------	--------

Receipt Date: 08/28/2019

				RECEIPT TOTAL:	100.00
995420	0001	A		Elementary Student Fees	105.00
				RECEIPT TOTAL:	105.00
995421	0001	A		Gate-tickets HSVB TriVillage	352.00
				RECEIPT TOTAL:	352.00
995422	0001	A		Student Breakfast	21.70
995422	0002	A		Adult Breakfast	4.75
995422	0003	A		Student Breakfast	1.00
995422	0004	A		Student Lunch Receipts	264.80
995422	0005	A		Student Milk Receipts	1.00
995422	0006	A		Student Alacarte	113.00
995422	0007	A		Adult Alacarte	31.00
995422	0008	A		Received On Account	( 102.29)
				RECEIPT TOTAL:	334.96
995428	0001	A		Student Breakfast	26.65
995428	0002	A		Adult Breakfast	0.00
995428	0003	A		Student Breakfast	2.25
995428	0004	A		Student Lunch Receipts	307.20
995428	0005	A		Student Milk Receipts	0.00
995428	0006	A		Student Alacarte	122.50
995428	0007	A		Adult Alacarte	40.50
995428	0008	A		Received On Account	( 36.10)
				RECEIPT TOTAL:	463.00
995429	0001	A		Cash Greenhand Camp	80.00
				RECEIPT TOTAL:	80.00
995439	0001	A		over estimated wages in Fund	( 21,541.76)
995439	0002	A		sers error from July 2018	2,673.18
995439	0003	A		over estimated wages in fund	21,541.36
995439	0004	A		sers error from July 2018	( 2,673.18)
				RECEIPT TOTAL:	( 0.40)
				TOTAL FOR DATE: 08/28/2019	48,627.22

List of Receipt Items by Date  
 MONTHLY REVENUE POSTINGS

Receipt Number	Item Number	Stat	Stat2	Description	Amount
----------------	-------------	------	-------	-------------	--------

Receipt Date: 08/29/2019

995423	0001	A		Student Breakfast	20.55
995423	0002	A		Adult Breakfast	1.75
995423	0003	A		Student Breakfast	2.25
995423	0004	A		Student Lunch Receipts	255.10
995423	0005	A		Student Milk Receipts	0.00
995423	0006	A		Student Alacarte	131.00
995423	0007	A		Adult Alacarte	42.50
995423	0008	A		Received On Account	( 98.40)

RECEIPT TOTAL: 354.75

995424	0001	A		Elementary Student Fees	210.00
--------	------	---	--	-------------------------	--------

RECEIPT TOTAL: 210.00

995425	0001	A		over estimated wages in Fund	21,541.76
995425	0002	A		sers error from July 2018	( 2,673.18)

RECEIPT TOTAL: 18,868.58

TOTAL FOR DATE: 08/29/2019 19,433.33

Receipt Date: 08/30/2019

995426	0001	A		Barger return of HSA at retire	333.34
--------	------	---	--	--------------------------------	--------

RECEIPT TOTAL: 333.34

995427	0001	B	EX	Melissa Kommer Postage	0.50
--------	------	---	----	------------------------	------

RECEIPT TOTAL: 0.50

995430	0001	A		FFA Chapter Apparel cash	17.50
--------	------	---	--	--------------------------	-------

RECEIPT TOTAL: 17.50

995431	0001	A		Faith Gray Cash DC Trip	50.00
995431	0002	A		Eric Keener Cash DC Trip	400.00
995431	0003	A		B Crickmore #1217 DC Trip	346.00

RECEIPT TOTAL: 796.00

995432	0001	A		High School General Fees	105.00
995432	0002	A		Art Classes, Jr High High Sch	55.00
995432	0003	A		Business Acct Class Fees	0.00
995432	0004	A		Financial Mgmt Class Fees	0.00

List of Receipt Items by Date  
MONTHLY REVENUE POSTINGS

Receipt Number	Item Number	Stat	Stat2	Description	Amount
----------------	-------------	------	-------	-------------	--------

Receipt Date: 08/30/2019

995432	0005	A		Keyboarding Supplies	0.00
995432	0006	A		FFA Class Fees	15.00
995432	0007	A		Science Class Fees	75.00

RECEIPT TOTAL: 250.00

995433	0001	A		Elementary Student Fees	140.00
--------	------	---	--	-------------------------	--------

RECEIPT TOTAL: 140.00

995434	0001	A		Cash Advertising Yearbk	60.00
995434	0002	A		Buscher Market #16686 Advertis	54.00
995434	0003	A		Edwin Nickol #50586 Advertisin	60.00

RECEIPT TOTAL: 174.00

995436	0001	A		Casino payment	14,013.07
--------	------	---	--	----------------	-----------

RECEIPT TOTAL: 14,013.07

TOTAL FOR DATE: 08/30/2019 15,724.41

Receipt Date: 08/31/2019

122354	0001	F		ADVANCE GRANTS/ATHLETICS	25,000.00
122354	0002	F		ADVANCE GRANTS/ATHLETICS	20,000.00
122354	0003	F		ADVANCE GRANTS/ATHLETICS	25,000.00

RECEIPT TOTAL: 70,000.00

995435	0001	A		Received on Acct-Lunch Payment	1,593.00
995435	0002	A		16-17 Fees	35.00
995435	0003	A		18-19 Fees	70.00
995435	0004	A		18-19 Fees	105.00
995435	0005	A		19-20 Fees	350.00
995435	0006	A		AFNR 8 18-19	15.00
995435	0007	A		Art 6 2017-2018	0.00
995435	0008	A		Art 1 2019-2020	40.00
995435	0009	A		Art 6 2019-2020	15.00
995435	0010	A		Art 7 2017-2018	15.00
995435	0011	A		Art 7 2019-2020	45.00
995435	0012	A		Career Connections 7 17-18	15.00
995435	0013	A		Career Connections 7 19-20	45.00
995435	0014	A		Comp App 17-18	10.00
995435	0015	A		General Fee 17-18	35.00
995435	0016	A		General Fee 18-19	35.00

List of Receipt Items by Date  
MONTHLY REVENUE POSTINGS

Receipt Number	Item Number	Stat	Stat2	Description	Amount
----------------	-------------	------	-------	-------------	--------

Receipt Date: 08/31/2019

995435	0017	A		General Fee 19-20	175.00
995435	0018	A		Keyboarding 16-17	5.00
995435	0019	A		Keyboarding 1920	10.00
995435	0020	A		Lost Library Book	3.99
995435	0021	A		Physical Science 19-20	30.00

RECEIPT TOTAL: 2,646.99

995437	0001	A		High School General Fees	0.00
995437	0002	A		Art Classes, Jr High High Sch	0.00
995437	0003	A		Business Acct Class Fees	0.00
995437	0004	A		Financial Mgmt Class Fees	0.00
995437	0005	A		Keyboarding Supp-wrong code (	175.00)
995437	0006	A		FFA Class Fees	175.00
995437	0007	A		Science Class Fees	0.00

RECEIPT TOTAL: 0.00

995438	0001	A		G FND INTEREST AUGUST 2019	16,498.23
995438	0002	A		CAFE INTEREST AUGUST 2019	149.56
995438	0003	A		WADE INTEREST AUGUST 2019	19.62
995438	0004	A		BEARD INTEREST AUGUST 2019	84.06

RECEIPT TOTAL: 16,751.47

TOTAL FOR DATE: 08/31/2019 89,398.46

TOTAL AMOUNT: 793,710.68

Status Codes

A = Receipt	B = Refund, with check
B/NC = Refund, No check	B/EX = Reduction of expenditure
C = Appropriation modification	C/WA = Budget modification
D = Expense supplies distribution	D/EC = Error correction
F = Fund-to-fund transfer	V = Void refund

DATE: 09/03/2019  
TIME: 09:31:50

BRADFORD BOARD OF EDUCATION  
SUMMARY CHECK REGISTER - ALL CHECKS

PAGE 1  
(CHECKS)

CHECK	DATE	NUMBER	VENDOR - NAME	AMOUNT	O	STS	C	REC/VD
22217	08/09/19	300085	STRATTON, SCOTT	32.50	W	R		08/31/19
22218	08/09/19	300185	SIGMAN, KEVIN	32.50	W	R		08/31/19
22219	08/09/19	300188	PERCHAN, TOM	32.50	W	W		
22220	08/09/19	300189	MOODY, GEORGE	32.50	W	W		
22221	08/09/19	300190	HOENER, ROBERT	32.50	W	R		08/31/19
22222	08/09/19	593	VILLAGE OF BRADFORD	261.00	W	R		08/31/19
22223	08/12/19	3791	STILLWATER VALLEY GOLF COURS	113.00	W	R		08/31/19
22224	08/13/19	300022	FULTON, BETH	35.00	W	R		08/31/19
22225	08/15/19	899000	BRADFORD PETTY CASH	80.00	W	R		08/31/19
22226	08/16/19	883	SOUTHWESTERN OH. EPC	47,675.10	W	W		
22227	08/16/19	300192	King, Corey	32.50	W	R		08/31/19
22228	08/16/19	300109	BERGER, JOHN	32.50	W	R		08/31/19
22229	08/16/19	300191	Vardian, Justin	32.50	W	R		08/31/19
22230	08/16/19	300193	RATLIFF, MARK	32.50	W	R		08/31/19
22231	08/16/19	300141	BRADSHAW, RAY	32.50	W	R		08/31/19
22232	08/16/19	5242	AMERICAN FIDELITY ADMIN SERV	53.75	W	R		08/31/19
22233	08/16/19	5150	BRICKER & ECKLER LLP	192.50	W	R		08/31/19
22234	08/16/19	5041	AGILE SPORTS TECHNOLOGIES, I	450.00	W	R		08/31/19
22235	08/16/19	4215	LIBERTY SERVICES INC.	362.00	W	R		08/31/19
22236	08/16/19	4139	NATIONAL TRAIL HIGH SCHOOL	150.00	W	R		08/31/19
22237	08/16/19	1060	ORIENTAL TRADING CO.	68.75	W	R		08/31/19
22238	08/16/19	1265	RUMPKE INC.	621.99	W	R		08/31/19
22239	08/16/19	5418	SHELL, CHLOE	50.77	W	R		08/31/19
22240	08/16/19	539	STANTON'S SHEET MUSIC	148.50	W	R		08/31/19
22241	08/16/19	4099	STUDIES WEEKLY	397.50	W	R		08/31/19
22242	08/16/19	6110	AMAZON CREDIT LINE/SYNCHRONY	352.58	W	R		08/31/19
22243	08/16/19	4599	WOODHULL/FELTZ C/O US BANK	2,150.00	W	R		08/31/19
22244	08/16/19	3643	VECTREN ENERGY DELIVERY	251.49	W	R		08/31/19
22245	08/19/19	899000	BRADFORD PETTY CASH	1,550.00	W	R		08/31/19
22246	08/19/19	300011	MILLER, JEFF	65.00	W	R		08/31/19
22247	08/19/19	300194	PENNIX, JOHN	65.00	W	R		08/31/19
22248	08/20/19	956	BROWN SUPPLY COMPANY	2,269.07	W	R		08/31/19
22249	08/20/19	176	BUCKEYE ASSN OF SCHOOL ADMIN	1,093.34	W	R		08/31/19
22250	08/20/19	5232	DIRECT ENERGY BUSINESS	433.21	W	R		08/31/19
22251	08/20/19	4388	FLORA'S SMALL ENGINE REPAIR	125.40	W	R		08/31/19
22252	08/20/19	5246	FREY, KATIE	250.00	W	W		
22253	08/20/19	5288	GARBER ELECTRICAL CONTRACTOR	1,183.00	W	R		08/31/19
22254	08/20/19	5028	GRILLOT, ROB	375.00	W	W		
22255	08/20/19	322	HOUGHTON MIFFLIN CO., LLC.	2,181.00	W	R		08/31/19
22256	08/20/19	320	HOCKER'S SERVICE	2,124.00	W	R		08/31/19
22257	08/20/19	3773	KOENIG EQUIPMENT, INC.	12.98	W	R		08/31/19
22258	08/20/19	6050	NO TEARS LEARNING INC	1,759.05	W	R		08/31/19
22259	08/20/19	1963	MIAMI CO EDUCATIONAL SERVICE	375.00	W	R		08/31/19
22260	08/20/19	5419	MIAMI COUNTY SHERIFF'S	300.00	W	W		
22261	08/20/19	414	MIAMI VALLEY SCHOOL BUS OFFI	50.00	W	R		08/31/19
22262	08/20/19	6024	Moniqua Skinner	175.00	W	R		08/31/19
22263	08/20/19	2589	NEOLA OF OHIO INC	650.00	W	R		08/31/19
22264	08/20/19	471	PATTY'S IGA INC.	57.04	W	W		
22265	08/20/19	4578	PAYSCHOOLS	1,510.00	W	R		08/31/19
22266	08/20/19	4825	PENNY'S BLACKTOP MAINTENANCE	3,935.75	W	W		
22267	08/20/19	1819	PIONEER MANUFACTURING CO	1,827.00	W	R		08/31/19
22268	08/20/19	3283	REGAL PLUMBING & HEATING INC	170.00	W	R		08/31/19
22269	08/20/19	2436	RIDDELL /ALL AMERICAN SPORTS	10,808.49	W	R		08/31/19
22270	08/20/19	4784	ROBERTS, WANDA	540.00	W	R		08/31/19
22271	08/20/19	5103	SCHOOL DATEBOOKS, INC	670.99	W	R		08/31/19
22272	08/20/19	4594	SCHOOL SPECIALTY	2,442.61	W	R		08/31/19



DATE: 09/03/2019  
TIME: 09:31:50

BRADFORD BOARD OF EDUCATION  
SUMMARY CHECK REGISTER - ALL CHECKS

PAGE 2  
(CHECKS)

CHECK	DATE	NUMBER	VENDOR - NAME	AMOUNT	O-STS-C	REC/VD
22273	08/20/19	802511	TEACHERS PAY TEACHERS	82.99	W R	08/31/19
22274	08/20/19	3675	TIME WARNER CABLE	735.09	W R	08/31/19
22275	08/20/19	4543	AUDITOR OF STATE	400.00	W R	08/31/19
22276	08/20/19	2660	UPPER VALLEY MEDICAL CENTER	1,514.10	W W	
22277	08/20/19	598	VPP INDUSTRIES INC	1,933.08	W R	08/31/19
22278	08/20/19	5353	WAGNER PAVING	48,565.00	W R	08/31/19
22279	08/20/19	4804	WESWURD	1,231.72	W W	
22280	08/20/19	5012	WILSON MEMORIAL HOSPITAL	100.00	W R	08/31/19
22281	08/23/19	974	ARCANUM BUTLER SCHOOLS	170.00	W W	
22282	08/23/19	3622	VARTEK SERVICES, INC	13,746.84	W R	08/31/19
22283	08/27/19	231	DARKE COUNTY EDUCATIONAL	30,363.10	W W	
22284	08/27/19	300016	EGBERT, KIMBERLY	35.00	W V	08/27/19
22285	08/27/19	460	OHIO ASSN SCHOOL BUSINESS	1,016.00	W R	08/31/19
22286	08/27/19	300038	SHOEMAKER, JIM	35.00	W V	08/27/19
22287	08/27/19	581	TREASURER, STATE OF OHIO	125.00	W W	
22288	08/27/19	300016	EGBERT, KIMBERLY	65.00	W W	
22289	08/27/19	300038	SHOEMAKER, JIM	65.00	W R	08/31/19
22290	08/28/19	300200	TREADWAY, CHERYL	65.00	W W	
22291	08/28/19	300199	DICKE, KAREN	65.00	W W	
22292	08/31/19	5231	GREENVILLE CITY SCHOOLS	250.00	W W	
22293	08/31/19	71802	Fout, Hannah	1,000.00	W W	
22294	08/31/19	71822	Fout, Hannah	500.00	W W	
22295	08/31/19	300082	STRICKLAND, GREG	65.00	W W	
22296	08/31/19	300195	BROOKS, JACK	65.00	W W	
22297	08/31/19	300196	BRANSCOMB, CHRIS	65.00	W V	08/31/19
22298	08/31/19	300197	ISAAC, SHAWN	65.00	W W	
22299	08/31/19	300198	KAUP, KENNETH	65.00	W W	
22300	08/30/19	3970	AMERICAN FIDELITY ASSURANCE	2,231.20	W W	
22301	08/30/19	4967	AMERICAN FIDELITY ASSURANCE	1,199.94	W W	
211371	08/02/19	900744	FIFTH THIRD OF	129,733.99	C C	
211372	08/02/19	900744	FIFTH THIRD OF	1,774.38	M M	
211373	08/02/19	900885	School Employees Retirement	368.61	M M	
211374	08/02/19	900885	School Employees Retirement	4,466.14	M M	
211375	08/02/19	900847	STATE TEACHERS RETIREMENT	2,014.32	M M	
211376	08/02/19	900847	STATE TEACHERS RETIREMENT	.00	M M	
211377	08/16/19	900744	FIFTH THIRD OF	129,983.73	C C	
211378	08/16/19	900744	FIFTH THIRD OF	1,777.51	M M	
211379	08/16/19	900885	School Employees Retirement	377.82	M M	
211380	08/16/19	900885	School Employees Retirement	4,499.16	M M	
211381	08/16/19	900847	STATE TEACHERS RETIREMENT	2,064.65	M M	
211382	08/16/19	900847	STATE TEACHERS RETIREMENT	.00	M M	
211383	08/15/19	900744	FIFTH THIRD OF	13,667.00	C C	
211384	08/15/19	900744	FIFTH THIRD OF	198.17	M M	
211385	08/30/19	900744	FIFTH THIRD OF	140,535.44	C C	
211386	08/30/19	900744	FIFTH THIRD OF	2,023.74	M M	
211387	08/30/19	900885	School Employees Retirement	377.82	M M	
211388	08/30/19	900885	School Employees Retirement	4,787.85	M M	
211389	08/30/19	900847	STATE TEACHERS RETIREMENT	2,064.65	M M	
211390	08/30/19	900847	STATE TEACHERS RETIREMENT	.00	M M	
901987	08/12/19	900006	GFS MEMO VENDOR	1,602.32	M M	
901988	08/12/19	903680	WEX BANK	172.21	M M	
901989	08/19/19	900006	GFS MEMO VENDOR	1,346.70	M M	
901990	08/20/19	902233	Ohio Bureau of Workers Comp	855.41	M M	
901991	08/22/19	900885	School Employees Retirement	15,618.64	M M	
901992	08/26/19	900006	GFS MEMO VENDOR	1,476.47	M M	
901993	08/31/19	900009	BRADFORD Advances	70,000.00	T T	

DATE: 09/03/2019  
TIME: 09:31:50

BRADFORD BOARD OF EDUCATION  
SUMMARY CHECK REGISTER - ALL CHECKS

PAGE 3  
(CHECKS)

CHECK	DATE	NUMBER - VENDOR - NAME	AMOUNT	O-STS-C REC/VD
VOID V		3	135.00	
RECONCILED R		57	104,722.97	
OUTSTANDING W,C,I,T,B		30	575,618.11	
MEMO M		22	47,866.57	
REFUND B		0	.00	
WARRANT W		85	196,555.92	
PAYROLL C		4	413,920.16	
TRANSFERS T		1	70,000.00	
DIST/CORR D		0	.00	
INVESTMENT I		0	.00	
*** TOTAL CHECKS WRITTEN ***		112	728,342.65	

FINANCIAL REPORT BY FUND (With fund totals)

BRADFORD BOARD OF EDUCATION

MDECA CREATED (FINJOU)  
\*\*\* NOTE!! ONLY ACTIVE ACCOUNTS HAVE BEEN SELECTED, TOTALS MAY EXCLUDE AMOUNTS THAT ARE RELATED TO INACTIVE ACCOUNTS. \*\*\*

BEGINNING BALANCE	MTD RECEIPTS	FYTD RECEIPTS	MTD EXPENDITURES	FYTD EXPENDITURES	AVAILABLE BALANCE	TOTAL ENCUMBERED	TOTAL UNENCUMB BALANCE
*****							
** FUND 001 **							
*****							
0000 GENERAL FUND							
\$6,766,856.29	734,623.92	1,703,679.06	695,954.63	1,178,028.86	\$7,292,506.49	\$1,327,454.81	\$5,965,051.68
9000 GENERAL							
\$5,151.82	.00	.00	.00	.00	\$5,151.82	\$ .00	\$5,151.82
9002 SED BUS PURCHASE SET-ASIDES DARKE CO							
\$31,156.92	.00	.00	.00	.00	\$31,156.92	\$ .00	\$31,156.92
9003 MH BUS PURCHASE SET-ASIDES - DARKE CO							
\$66,502.99	.00	.00	.00	.00	\$66,502.99	\$ .00	\$66,502.99
9045 GENERAL							
\$58,577.16	8,894.54	8,894.54	.00	.00	\$67,471.70	\$ .00	\$67,471.70
9118 STRIVING READERS GRANT GF 18-19							
\$5,751.65-	.00	.00	.00	.00	\$5,751.65-	\$ .00	\$5,751.65-
9119 STRIVING READERS GRANT							
\$17,419.58-	.00	.00	.00	.00	\$17,419.58-	\$ .00	\$17,419.58-
9121 TEXTBOOK AND INSTRUCTIONAL MATERIALS SET-ASID							
\$80,142.44	.00	.00	867.15	1,484.93	\$78,657.51	\$898.18	\$77,759.33
9122 CAPITAL MAINTENANCE SET-ASIDES							
\$434,022.97-	.00	.00	48,565.00	49,688.22	\$483,711.19-	\$843.36	\$484,554.55-
9125 Cafeteria Plan Refunds							
\$651.98	.00	.00	.00	.00	\$651.98	\$ .00	\$651.98
9139 Miami County Services							
\$1,900.00-	.00	.00	.00	.00	\$1,900.00-	\$ .00	\$1,900.00-
9154 MEDICAID REIMBURSEMENT							
\$19,225.54	.00	283.23	.00	.00	\$19,508.77	\$ .00	\$19,508.77
9158 OHIO HIGH SCHOOL ATHLETIC ASSN							
\$404.65	.00	.00	.00	.00	\$404.65	\$ .00	\$404.65
9194 GENERAL FUND - STATE BUS PURCHASE ALLOWANCE							
\$4,229.48	.00	.00	.00	.00	\$4,229.48	\$ .00	\$4,229.48
9195 GENERAL FUND - PARITY							
\$116,690.81	.00	.00	.00	.00	\$116,690.81	\$ .00	\$116,690.81
9201 TUITION REIMBURSEMENT REPAYMENT							
\$ .00	750.00	750.00	.00	.00	\$750.00	\$ .00	\$750.00
9215 BOOSTER CLUB MONEY FOR FOOD ACTIVITIES							
\$90.62	145.47	145.47	145.47	145.47	\$90.62	\$854.53	\$763.91-
9221 TRANSPORTATION USING VAN							
\$379.47-	.00	.00	.00	.00	\$379.47-	\$ .00	\$379.47-
9222 GENERAL							
\$517.41	3.99	3.99	.00	.00	\$521.40	\$ .00	\$521.40
9318 PETTY CASH ACCOUNTS							
\$ .00	.00	.00	50.00	50.00	\$50.00-	\$ .00	\$50.00-
9320 GENERAL							
\$30.00	.00	.00	.00	.00	\$30.00	\$ .00	\$30.00
9412 GENERAL STATE SETASIDE							
\$113,345.65	.00	.00	.00	.00	\$113,345.65	\$ .00	\$113,345.65

MDECA CREATED (FINJOU)

\*\*\* NOTE!! ONLY ACTIVE ACCOUNTS HAVE BEEN SELECTED, TOTALS MAY EXCLUDE AMOUNTS THAT ARE RELATED TO INACTIVE ACCOUNTS. \*\*\*

	BEGINNING BALANCE	MTD RECEIPTS	FYTD RECEIPTS	MTD EXPENDITURES	FYTD EXPENDITURES	AVAILABLE BALANCE	TOTAL ENCUMBERED	TOTAL UNENCUMBERED BALANCE
9718 GENERAL	\$62,728.71-	.00	.00	.00	.00	\$62,728.71-	\$ .00	\$62,728.71-
9819 FEDERAL GRANT EXPENDITURES IN GENERAL FUND	\$13,902.77-	.00	.00	13,546.04	27,077.26	\$40,380.03-	\$152.24	\$40,532.27-
9900 Previous Years Expenditures	\$15,088.66-	.00	.00	.00	.00	\$15,088.66-	\$ .00	\$15,088.66-
9920 EXPENDITURES FOR THE 2019-2020 YEAR	\$ .00	.00	.00	.00	.00	\$ .00	\$450.00	\$450.00-
TOT 001:	\$6,712,979.95	744,417.92	1,713,756.29	759,128.29	1,256,474.74	\$7,170,261.50	\$1,330,653.12	\$5,839,608.38

\*\*\*\*\*  
\*\* FUND 002 \*\*  
\*\*\*\*\*

0000 BOND RETIREMENT 4.12 MILLS BOND REG/BLDG 2020				666.20	666.20	\$162,798.37	\$ .00	\$162,798.37
\$127,568.03								
35,896.54								
9020 BOND RETIREMENT .58 MILLS BOND SITE 2020				109.22	109.22	\$26,688.03	\$ .00	\$26,688.03
\$21,538.46								
5,258.79								
TOT 002:	\$149,106.49	41,155.33	41,155.33	775.42	775.42	\$189,486.40	\$ .00	\$189,486.40

\*\*\*\*\*  
\*\* FUND 003 \*\*  
\*\*\*\*\*

0000 PERMANENT IMPROVEMENT FUND				.00	.00	\$441,263.90	\$ .00	\$441,263.90
TOT 003:	\$441,263.90	.00	.00	.00	.00	\$441,263.90	\$ .00	\$441,263.90

\*\*\*\*\*  
\*\* FUND 006 \*\*  
\*\*\*\*\*

MDECA CREATED (FINJOU)

\*\*\* NOTE!! ONLY ACTIVE ACCOUNTS HAVE BEEN SELECTED, TOTALS MAY EXCLUDE AMOUNTS THAT ARE RELATED TO INACTIVE ACCOUNTS. \*\*\*

	BEGINNING BALANCE	MTD RECEIPTS	FYTD RECEIPTS	MTD EXPENDITURES	FYTD EXPENDITURES	AVAILABLE BALANCE	TOTAL ENCUMBERED	TOTAL UNENCUMB BALANCE
0000 LUNCHROOM/FOOD SERVICE								
\$107,909.84	7,500.72	7,694.52	23,710.34	34,718.67	\$80,885.69	\$5,751.98	\$74,133.71	
9318 PETTY CASH ACCOUNTS								
\$ .00	.00	.00	80.00	80.00	\$80.00-	\$ .00	\$80.00-	
TOT 006:	\$107,909.84	7,500.72	7,694.52	23,790.34	34,798.67	\$80,805.69	\$6,751.98	\$74,053.71
*****								
** FUND 007 **								
*****								
9000 UNCLAIMED FUNDS								
\$489.73	.00	.00	.00	.00	\$489.73	\$ .00	\$489.73	
9900 BRADFORD FIRE & RESCUE SCHOLARSHIP								
\$500.00-	.00	.00	.00	.00	\$500.00-	\$ .00	\$500.00-	
9901 CREIGLOW SCHOLARSHIP FUND								
\$ .00	.00	.00	.00	.00	\$ .00	\$ .00	\$ .00	
9902 BLESSED DIRECTION INC. SCHOLARSHIP								
\$6,500.00	.00	.00	500.00	500.00	\$6,000.00	\$4,000.00	\$2,000.00	
9903 MAX WEAVER SCHOLARSHIP FUND								
\$500.00	.00	.00	.00	.00	\$500.00	\$ .00	\$500.00	
9905 CHAD NOLAN SCHOLARSHIP/MISC								
\$4,250.00-	4,250.00	4,250.00	1,500.00-	1,500.00-	\$1,500.00	\$ .00	\$1,500.00	
9906 COVINGTON EAGLES SCHOLARSHIP FUND								
\$4,274.62	.00	.00	.00	.00	\$4,274.62	\$750.00	\$3,524.62	
9907 PEPSI AND COCA-COLA SCHOLARSHIP FUNDS								
\$2,000.00	.00	.00	.00	.00	\$2,000.00	\$ .00	\$2,000.00	
9908 RICHARD "DICK" HARMON SCHOLARSHIP FUND								
\$23,000.00	.00	.00	.00	.00	\$23,000.00	\$ .00	\$23,000.00	
9909 VERNON LINDEMAN LINEMAN SCHOLARSHIP								
\$1,000.00	.00	.00	.00	.00	\$1,000.00	\$1,000.00	\$ .00	
9910 AAA SCHOLARSHIP FUND								
\$ .00	.00	.00	.00	.00	\$ .00	\$ .00	\$ .00	
9911 RAY PRUITT SCHOLARSHIP FUND								
\$ .00	.00	.00	.00	.00	\$ .00	\$ .00	\$ .00	
9912 HAROLD MARKER SCHOLARSHIP FUND								
\$2,000.00	.00	.00	.00	.00	\$2,000.00	\$ .00	\$2,000.00	
9913 COVINGTON SAVINGS & LOAN SCHOLARSHIP								
\$500.00	.00	.00	.00	.00	\$500.00	\$ .00	\$500.00	
9914 Wade Spencer Scholarship Fund								
\$ .00	1,500.00	1,500.00	1,500.00	1,500.00	\$ .00	\$ .00	\$ .00	
9977 GANGER SCHOLARSHIP DONATION-CLASS OF 1977								
\$125.00	.00	.00	.00	.00	\$125.00	\$ .00	\$125.00	

MDECA CREATED (FINJOU)

\*\*\* NOTE!! ONLY ACTIVE ACCOUNTS HAVE BEEN SELECTED, TOTALS MAY EXCLUDE AMOUNTS THAT ARE RELATED TO INACTIVE ACCOUNTS. \*\*\*

BEGINNING BALANCE	MTD RECEIPTS	FYTD RECEIPTS	MTD EXPENDITURES	FYTD EXPENDITURES	AVAILABLE BALANCE	TOTAL ENCUMBERED	TOTAL UNENCUMBERED BALANCE
9996 PRODUCTION PAINT FINISHERS GRANT/SPECIAL TRUS							
\$9,992.01	.00	1,000.00	1,000.00	1,000.00	\$8,992.01	\$ .00	\$8,992.01
TOT 007:	\$45,631.36	5,750.00	1,500.00	1,500.00	\$49,881.36	\$5,750.00	\$44,131.36

*****							
** FUND 008 **							
*****							
0000 WADE KINDERGARTEN	19.62	40.32	.00	.00	\$10,390.56	\$ .00	\$10,390.56
9202 BEARD ENDOWMENT	84.06	172.76	.00	.00	\$44,523.32	\$1,000.00	\$43,523.32
TOT 008:	\$54,700.80	213.08	.00	.00	\$54,913.88	\$1,000.00	\$53,913.88

*****							
** FUND 009 **							
*****							
9118 ART ACCOUNTS ESTES	\$20.00	520.00	.00	.00	\$520.00	\$ .00	\$520.00
9130 BUSINESS ACCOUNTS MOORE	\$ .00	85.00	.00	.00	\$85.00	\$ .00	\$85.00
9210 FFA ACCOUNTS BAUMER	\$ .00	300.00	.00	.00	\$300.00	\$ .00	\$300.00
9238 SCIENCE ACCOUNTS WHITE	\$ .00	285.00	.00	.00	\$285.00	\$ .00	\$285.00
TOT 009:	\$ .00	1,190.00	.00	.00	\$1,190.00	\$ .00	\$1,190.00

\*\*\*\*\*  
\*\* FUND 010 \*\*  
\*\*\*\*\*



MDECA CREATED (FINJOU)

\*\*\* NOTE!! ONLY ACTIVE ACCOUNTS HAVE BEEN SELECTED, TOTALS MAY EXCLUDE AMOUNTS THAT ARE RELATED TO INACTIVE ACCOUNTS. \*\*\*

	BEGINNING BALANCE	MTD RECEIPTS	FYTD RECEIPTS	MTD EXPENDITURES	FYTD EXPENDITURES	AVAILABLE BALANCE	TOTAL ENCUMBERED	TOTAL UNENCUMBER BALANCE
9009 ELEMENTARY ART - TROY FOUNDATION			.00	.00	.00	\$12.91	\$ .00	\$12.91
9011 MIAMI COUNTY FOUNDATION ALL ARCAD PROGRAM	\$12.91 \$102.22	.00	.00	.00	.00	\$102.22	\$ .00	\$102.22
9012 MAC GRANT	\$1,093.18	.00	.00	.00	.00	\$1,093.18	\$ .00	\$1,093.18
9015 MIAMI COUNTY FOUNDATION ELEMENTARY GRANT	\$ .00	.00	.00	.00	.00	\$ .00	\$ .00	\$ .00
9017 EAGLES-COVINGTON DONATION	\$5,927.64	.00	.00	.00	.00	\$5,927.64	\$ .00	\$5,927.64
9018 MIAMI COUNTY FOUNDATION-ART DISCOVERY CAMP	\$512.62	.00	.00	.00	.00	\$512.62	\$ .00	\$512.62
9019 MIAMI COUNTY FOUNDATION FALL/ELE HEALTH	\$7,000.00	.00	.00	.00	.00	\$7,000.00	\$ .00	\$7,000.00
9021 TROY FOUNDATION FIELD TRIP GRANT	\$ .00	.00	.00	.00	.00	\$ .00	\$ .00	\$ .00
9022 MISCELLANEOUS FIELD TRIP GRANTS	\$758.76	.00	.00	.00	.00	\$758.76	\$ .00	\$758.76
9023 VIVIAN RUSSELL KINDERGARTEN FUND	\$57.87	.00	.00	.00	.00	\$57.87	\$ .00	\$57.87
9024 ANNA BIER ART GRANT	\$193.99	.00	.00	.00	.00	\$193.99	\$ .00	\$193.99
9025 COMMUNITY BLOOD CENTER GRANT	\$ .00	.00	.00	.00	.00	\$ .00	\$ .00	\$ .00
9026 BELIEVE IN OHIO GRANT	\$ .00	.00	.00	.00	.00	\$ .00	\$ .00	\$ .00
9027 TRI-COUNTY BOARD OF REC AND MENTAL HEALTH GRA	\$ .00	.00	.00	.00	.00	\$ .00	\$ .00	\$ .00
9131 MIAMI COUNTY FOUNDATION SEMI-ANNUAL GRANT	\$2,951.23	.00	.00	.00	.00	\$2,951.23	\$ .00	\$2,951.23
9132 OTHER GRANT RENAISSANCE	\$ .00	.00	.00	.00	.00	\$ .00	\$ .00	\$ .00
9181 MIAMI COUNTY PARKS - GIZMOS GRANT	\$10.00	.00	.00	.00	.00	\$10.00	\$ .00	\$10.00
9182 Miami County Parks-7th Growth Mindsets	\$ .00	.00	.00	.00	.00	\$ .00	\$ .00	\$ .00
9191 MIAMI CO FOUNDATION-PHONES/RADIOS	\$ .00	.00	.00	.00	.00	\$ .00	\$ .00	\$ .00
9192 MIAMI CO FOUNDATION-FRENCH HORNS	\$ .00	.00	.00	.00	.00	\$ .00	\$ .00	\$ .00
9193 MIAMI CO FOUNDATION-CAMERAS	\$ .00	.00	.00	.00	.00	\$ .00	\$ .00	\$ .00
9222 OTHER GRANT LIBRARY	\$10.00	.00	.00	.00	.00	\$10.00	\$ .00	\$10.00
9230 OTHER GRANT	\$150.00	.00	.00	.00	.00	\$150.00	\$ .00	\$150.00
9272 Miami County Foundation Grant-Water Fountains	\$5,090.00	.00	.00	.00	5,088.75	\$1.25	\$ .00	\$1.25



MDECA CREATED (FINJOU)

\*\*\* NOTE!! ONLY ACTIVE ACCOUNTS HAVE BEEN SELECTED, TOTALS MAY EXCLUDE AMOUNTS THAT ARE RELATED TO INACTIVE ACCOUNTS. \*\*\*

BEGINNING BALANCE	MTD RECEIPTS	FYTD RECEIPTS	MTD EXPENDITURES	FYTD EXPENDITURES	AVAILABLE BALANCE	TOTAL ENCUMBERED	TOTAL UNENCUMB BALANCE
9340 Miami County Foundation Grant-3-D Printer	.00	.00	.00	.00	\$ .00	\$ .00	\$ .00
9410 GRANT FROM DARKE COUNTY FOUNDATION	\$1,100.00	2,000.00	.00	.00	\$3,100.00	\$747.85	\$2,352.15
9517 OTHER GRANT	\$6,400.00	.00	.00	.00	\$6,400.00	\$ .00	\$6,400.00
TOT 019:	\$92,294.06	2,000.00	.00	5,088.75	\$29,205.31	\$747.85	\$28,457.46

\*\*\*\*\*  
\*\* FUND 022 \*\*  
\*\*\*\*\*

0000 CHSAA TOURNAMENT ACCOUNTS	.00	.00	.00	.00	\$ .00	\$ .00	\$ .00
9617 unclaimed funds for 2016-2017	.00	.00	.00	.00	\$ .00	\$ .00	\$ .00
9718 DISTRICT AGENCY	\$777.85	.00	.00	.00	\$777.85	\$ .00	\$777.85
9819 UNCASHED FUNDS FOR 2018-2019	\$192.99	.00	.00	.00	\$192.99	\$ .00	\$192.99
TOT 022:	\$970.84	.00	.00	.00	\$970.84	\$ .00	\$970.84

\*\*\*\*\*  
\*\* FUND 034 \*\*  
\*\*\*\*\*

0000 CLASSROOM FACILITY MAINTENANCE	\$483,659.67	8,120.98	155.99	155.99	\$491,634.66	\$ .00	\$491,634.66
9045 MAINTENANCE FUND DELINQUENCIES	\$1,065.27	160.93	.00	.00	\$1,226.20	\$ .00	\$1,226.20
TOT 034:	\$484,734.94	8,281.91	155.99	155.99	\$492,860.86	\$ .00	\$492,860.86

MDECA CREATED (FINJOU)

\*\*\* NOTE!! ONLY ACTIVE ACCOUNTS HAVE BEEN SELECTED, TOTALS MAY EXCLUDE AMOUNTS THAT ARE RELATED TO INACTIVE ACCOUNTS. \*\*\*

	BEGINNING BALANCE	MTD RECEIPTS	FYTD RECEIPTS	MTD EXPENDITURES	FYTD EXPENDITURES	AVAILABLE BALANCE	TOTAL ENCUMBERED	TOTAL UNENCUMBERED BALANCE
*****								
** FUND 200 **								
*****								
9000 MULTIPLE DISABILITIES CLASS								
9015 CLASS OF 2015	\$2,785.26	.00	.00	.00	.00	\$2,785.26	\$225.00	\$2,560.26
9016 CLASS OF 2016	\$ .00	.00	.00	.00	.00	\$ .00	\$ .00	\$ .00
9017 CLASS OF 2017	\$ .00	.00	.00	.00	.00	\$ .00	\$ .00	\$ .00
9018 CLASS OF 2018	\$ .00	.00	.00	.00	.00	\$ .00	\$ .00	\$ .00
9019 CLASS OF 2019	\$ .00	.00	.00	.00	.00	\$ .00	\$ .00	\$ .00
9020 CLASS OF 2020	\$1,349.06	.00	.00	.00	56.00	\$1,293.06	\$1,242.55	\$60.51
9021 CLASS OF 2021	\$2,318.72	.00	.00	.00	.00	\$2,318.72	\$ .00	\$2,318.72
9022 CLASS OF 2022	\$1,766.51	.00	.00	.00	43.95	\$1,722.53	\$ .00	\$1,722.53
9023 CLASS OF 2023	\$ .00	.00	.00	.00	.00	\$ .00	\$ .00	\$ .00
9119 POWER OF THE PEN	\$280.00	.00	.00	.00	.00	\$280.00	\$ .00	\$280.00
9128 SPANISH CLUB	\$209.25	.00	.00	.00	.00	\$209.25	\$74.94	\$134.31
9130 MUSE MACHINE	\$1,103.24	.00	.00	.00	.00	\$1,103.24	\$ .00	\$1,103.24
9131 DRAMA CLUB	\$6,099.49	.00	.00	.00	.00	\$6,099.49	\$ .00	\$6,099.49
9132 RENAISSANCE	\$ .00	.00	.00	.00	.00	\$ .00	\$ .00	\$ .00
9133 GLEE CLUB	\$368.65	.00	.00	.00	.00	\$368.65	\$ .00	\$368.65
9320 HIGH SCHOOL FAMILY & CONSUMER SCIENCE	\$ .00	.00	.00	.00	.00	\$ .00	\$ .00	\$ .00
9330 FUTURE FARMERS OF AMERICA	\$5,394.55	559.50	655.50	.00	1,792.75	\$4,257.27	\$2,601.20	\$1,656.07
9400 HIGH SCHOOL MUSIC DEPARTMENT	\$628.63	.00	.00	.00	.00	\$628.63	\$ .00	\$628.63
9610 ELEMENTARY STUDENT COUNCIL	\$513.56	.00	.00	.00	.00	\$513.56	\$ .00	\$513.56
9630 HIGH SCHOOL STUDENT COUNCIL	\$1,637.89	.00	.00	\$7.04	\$7.04	\$1,580.85	\$27.96	\$1,552.89
9680 YEARBOOK	\$6,573.92	499.00	499.00	.00	.00	\$7,072.92	\$1,536.00	\$5,436.92

FINANCIAL REPORT BY FUND (With fund totals)

BRADFORD BOARD OF EDUCATION

MDECA CREATED (FIN/OU)

\*\*\* NOTE!! ONLY ACTIVE ACCOUNTS HAVE BEEN SELECTED, TOTALS MAY EXCLUDE AMOUNTS THAT ARE RELATED TO INACTIVE ACCOUNTS. \*\*\*

BEGINNING BALANCE	MTD RECEIPTS	FYTD RECEIPTS	MTD EXPENDITURES	FYTD EXPENDITURES	AVAILABLE BALANCE	TOTAL ENCUMBERED	TOTAL UNENCUMBERED BALANCE
9710 NATIONAL HONOR SOCIETY							
\$252.77-	.00	.00	.00	.00	\$252.77-	\$ .00	\$252.77-
TOT 200:	\$30,775.96	1,154.50	57.04	1,949.80	\$29,980.66	\$5,807.65	\$24,173.01
=====							
*****							
** FUND 300 **							
*****							
9001 HIGH SCHOOL ART							
\$721.58	.00	.00	.00	.00	\$721.58	\$ .00	\$721.58
9002 WASHINGTON DC TRIP - 8TH GRADE							
\$28,862.99	896.00	896.00	.00	4,700.00	\$25,058.99	\$23,025.00	\$2,033.99
9004 MEDIA-TECH CLASS							
\$5.57	.00	.00	.00	.00	\$5.57	\$ .00	\$5.57
9190 ROADER BALLOONS							
\$ .00	.00	.00	.00	.00	\$ .00	\$ .00	\$ .00
9500 ATHLETIC DIRECTOR							
\$22,533.07	27,394.00	27,394.00	16,322.61	16,379.40	\$33,547.67	\$18,495.70	\$15,051.97
9501 ATHLETIC DIRECTOR FSN							
\$750.00	.00	.00	.00	.00	\$750.00	\$ .00	\$750.00
TOT 300:	\$52,873.21	28,290.00	16,322.61	21,079.40	\$60,083.81	\$41,520.70	\$18,563.11
=====							
*****							
** FUND 451 **							
*****							
9216 FY16 DATA COMMUNICATIONS							
\$ .00	.00	.00	.00	.00	\$ .00	\$ .00	\$ .00
9217 FY17 DATA COMMUNICATIONS							
\$ .00	.00	.00	.00	.00	\$ .00	\$ .00	\$ .00
9718 FY18 DATA COMMUNICATIONS							
\$ .00	.00	.00	.00	.00	\$ .00	\$ .00	\$ .00
9819 FY19 DATA COMMUNICATIONS							
\$ .00	.00	.00	.00	.00	\$ .00	\$ .00	\$ .00





MDECA CREATED (FINJOU)

\*\*\* NOTE: ONLY ACTIVE ACCOUNTS HAVE BEEN SELECTED, TOTALS MAY EXCLUDE AMOUNTS THAT ARE RELATED TO INACTIVE ACCOUNTS. \*\*\*

	BEGINNING BALANCE	MTD RECEIPTS	FYTD RECEIPTS	MTD EXPENDITURES	FYTD EXPENDITURES	AVAILABLE BALANCE	TOTAL ENCUMBERED	TOTAL UNENCUMBERED BALANCE
9920 TITLE 6B GRANT FOR 2019-2020	\$0.00	.00	.00	.00	.00	\$0.00	\$0.00	\$0.00
TOT 516:	\$0.00	.00	.00	.00	.00	\$0.00	\$0.00	\$0.00
=====								
*****								
** FUND 532 **								
*****								
932N STATE FISCAL STABILIZATION FUND (SFSF) STIMUL	\$0.00	.00	.00	.00	.00	\$0.00	\$0.00	\$0.00
932O STATE FISCAL STABILIZATION FUND (SFSF) STIMUL	\$0.00	.00	.00	.00	.00	\$0.00	\$0.00	\$0.00
TOT 532:	\$0.00	.00	.00	.00	.00	\$0.00	\$0.00	\$0.00
=====								
*****								
** FUND 533 **								
*****								
9210 TITLE II-TECH FY2010	\$0.00	.00	.00	.00	.00	\$0.00	\$0.00	\$0.00
9211 TITLE II-TECH FY2011	\$0.00	.00	.00	.00	.00	\$0.00	\$0.00	\$0.00
9212 TITLE II-D TECH FY2012	\$0.00	.00	.00	.00	.00	\$0.00	\$0.00	\$0.00
TOT 533:	\$0.00	.00	.00	.00	.00	\$0.00	\$0.00	\$0.00
=====								
*****								
** FUND 572 **								
*****								
0000 TITLE I	\$485.84	.00	.00	.00	.00	\$485.84	\$0.00	\$485.84

MDECA CREATED (FINJOU)

\*\*\* NOTE!! ONLY ACTIVE ACCOUNTS HAVE BEEN SELECTED, TOTALS MAY EXCLUDE AMOUNTS THAT ARE RELATED TO INACTIVE ACCOUNTS. \*\*\*

BEGINNING BALANCE	MTD RECEIPTS	FYTD RECEIPTS	MTD EXPENDITURES	FYTD EXPENDITURES	AVAILABLE BALANCE	TOTAL ENCUMBERED	TOTAL UNENCUMBER BALANCE
9209 TITLE I DISADVANTAGED YOUTH FY2009							
\$0.00	.00	.00	.00	.00	\$0.00	\$0.00	\$0.00
9210 TITLE I DISADVANTAGED YOUTH FY2010							
\$0.00	.00	.00	.00	.00	\$0.00	\$0.00	\$0.00
9211 TITLE I DISADVANTAGED YOUTH FY2011							
\$0.00	.00	.00	.00	.00	\$0.00	\$0.00	\$0.00
9213 TITLE I DISADVANTAGES YOUTH FY2013							
\$0.00	.00	.00	.00	.00	\$0.00	\$0.00	\$0.00
9214 TITLE I DISADVANTAGED YOUTH FY2014							
\$0.00	.00	.00	.00	.00	\$0.00	\$0.00	\$0.00
9215 TITLE I DISADVANTAGED YOUTH FY2015							
\$0.00	.00	.00	.00	.00	\$0.00	\$0.00	\$0.00
9216 TITLE I DISADVANTAGE YOUTH FY16							
\$0.00	.00	.00	.00	.00	\$0.00	\$0.00	\$0.00
9217 TITLE I DISADVANTAGED YOUTH FY17							
\$0.00	.00	.00	.00	.00	\$0.00	\$0.00	\$0.00
9218 TITLE I DISADVANTAGED YOUTH FY18							
\$0.00	.00	.00	.00	.00	\$0.00	\$0.00	\$0.00
932N TITLE I STIMULUS FY2010							
\$0.00	.00	.00	.00	.00	\$0.00	\$0.00	\$0.00
932O TITLE I STIMULUS FY2011							
\$0.00	.00	.00	.00	.00	\$0.00	\$0.00	\$0.00
9718 TITLE I DISADVANTAGES YOUTH FY18							
\$0.00	.00	.00	.00	.00	\$0.00	\$0.00	\$0.00
9819 TITLE ONE 2018-2019 SCHOOL YEAR							
\$0.00	.00	.00	.00	.00	\$0.00	\$0.00	\$0.00
992O TITLE ONE 2019-2020 SCHOOL YEAR							
\$0.00	20,000.00	20,000.00	6,540.34	6,540.34	\$13,459.66	\$0.00	\$13,459.66
TOT 572:	\$485.84	20,000.00	6,540.34	6,540.34	\$13,945.50	\$0.00	\$13,945.50

\*\*\*\*\*  
\*\* FUND 573 \*\*  
\*\*\*\*\*  
9209 TITLE V FY2009 \$0.00

MDECA CREATED (FINJOU)

\*\*\* NOTE!! ONLY ACTIVE ACCOUNTS HAVE BEEN SELECTED, TOTALS MAY EXCLUDE AMOUNTS THAT ARE RELATED TO INACTIVE ACCOUNTS. \*\*\*

	BEGINNING BALANCE	MTD RECEIPTS	FYTD RECEIPTS	MTD EXPENDITURES	FYTD EXPENDITURES	AVAILABLE BALANCE	TOTAL ENCUMBERED	TOTAL UNENCUMBERED BALANCE
TOT 573:	\$ .00	.00	.00	.00	.00	\$ .00	\$ .00	\$ .00
=====								
*****								
** FUND 584 **								
*****								
9209 SAFE AND DRUG FREE FY2009	.00	.00	.00	.00	.00	\$ .00	\$ .00	\$ .00
9210 SAFE AND DRUG FREE FY2010	.00	.00	.00	.00	.00	\$ .00	\$ .00	\$ .00
TOT 584:	\$ .00	.00	.00	.00	.00	\$ .00	\$ .00	\$ .00
=====								
*****								
** FUND 587 **								
*****								
9017 PRESCHOOL MONIES	\$ .00	.00	.00	.00	.00	\$ .00	\$ .00	\$ .00
9018 PRESCHOOL MONIES	\$ .00	.00	.00	.00	.00	\$ .00	\$ .00	\$ .00
9119 TITLE 6B RESTORATION MONEY	\$282.42	.00	.00	.00	39.96	\$242.46	\$242.46	\$ .00
9209 IDEA PRESCHOOL SPEC ED FY2009 FLOWTHRU	.00	.00	.00	.00	.00	\$ .00	\$ .00	\$ .00
9210 IDEA PRESCHOOL SPEC ED FY2010	.00	.00	.00	.00	.00	\$ .00	\$ .00	\$ .00
9211 IDEA PRESCHOOL SPEC ED FY2011	.00	.00	.00	.00	.00	\$ .00	\$ .00	\$ .00
9212 IDEA PRESCHOOL SPEC ED FY2012	.00	.00	.00	.00	.00	\$ .00	\$ .00	\$ .00
9213 IDEA PRESCHOOL SPEC ED FY2013	.00	.00	.00	.00	.00	\$ .00	\$ .00	\$ .00
9214 IDEA PRESCHOOL SPEC ED FY2013	.00	.00	.00	.00	.00	\$ .00	\$ .00	\$ .00
9215 IDEA PRESCHOOL SPEC ED FY2015	.00	.00	.00	.00	.00	\$ .00	\$ .00	\$ .00
9216 IDEA PRESCHOOL SPEC ED FY2016	.00	.00	.00	.00	.00	\$ .00	\$ .00	\$ .00



MDECA CREATED (FINLOU)

\*\*\* NOTE!! ONLY ACTIVE ACCOUNTS HAVE BEEN SELECTED, TOTALS MAY EXCLUDE AMOUNTS THAT ARE RELATED TO INACTIVE ACCOUNTS. \*\*\*

BEGINNING BALANCE	MTD RECEIPTS	FYTD RECEIPTS	MTD EXPENDITURES	FYTD EXPENDITURES	AVAILABLE BALANCE	TOTAL ENCUMBERED	TOTAL UNENCUMB BALANCE
9217 IDEA PRESCHOOL SPEC ED FY2017	.00	.00	.00	.00	\$ .00	\$ .00	\$ .00
932N IDEA B FY2010 STIMULUS	.00	.00	.00	.00	\$ .00	\$ .00	\$ .00
932O IDEA B FY2011 STIMULUS	.00	.00	.00	.00	\$ .00	\$ .00	\$ .00
9718 IDEA	.00	.00	.00	.00	\$ .00	\$ .00	\$ .00
9819 PRESCHOOL GRANT FOR 2018-2019	.00	.00	.00	.00	\$ .00	\$ .00	\$ .00
992O PRESCHOOL GRANT FOR THE 2019-2020 SCHOOL YEAR	.00	.00	.00	.00	\$ .00	\$ .00	\$ .00
TOT 587:	\$282.42	.00	.00	39.96	\$242.46	\$242.46	\$ .00

\*\*\*\*\*  
\*\* FUND 590 \*\*  
\*\*\*\*\*

9014 IMPROVING TEACHER QUALITY FY14	.00	.00	.00	.00	\$ .00	\$ .00	\$ .00
9209 IMPROVING TEACHER QUALITY FY2009	.00	.00	.00	.00	\$ .00	\$ .00	\$ .00
9210 IMPROVING TEACHER QUALITY FY2010	.00	.00	.00	.00	\$ .00	\$ .00	\$ .00
9211 IMPROVING TEACHER QUALITY FY2011	.00	.00	.00	.00	\$ .00	\$ .00	\$ .00
9212 IMPROVING TEACHER QUALITY FY2012	.00	.00	.00	.00	\$ .00	\$ .00	\$ .00
9213 IMPROVING TEACHER QUALITY FY2013	.00	.00	.00	.00	\$ .00	\$ .00	\$ .00
9214 IMPROVING TEACHER QUALITY FY2014	.00	.00	.00	.00	\$ .00	\$ .00	\$ .00
9215 IMPROVING TEACHER QUALITY FY2015	.00	.00	.00	.00	\$ .00	\$ .00	\$ .00
9216 IMPROVING TEACHER QUALITY FY2016	.00	.00	.00	.00	\$ .00	\$ .00	\$ .00
9217 IMPROVING TEACHER QUALITY FY2017	.00	.00	.00	.00	\$ .00	\$ .00	\$ .00
9218 IMPROVING TEACHER QUALITY FY18	.00	.00	.00	.00	\$ .00	\$ .00	\$ .00
9718 IMPROVING TEACHER QUALITY FY2018	.00	.00	.00	.00	\$ .00	\$ .00	\$ .00

MDECA CREATED (FINJOU)

\*\*\* NOTE! ONLY ACTIVE ACCOUNTS HAVE BEEN SELECTED, TOTALS MAY EXCLUDE AMOUNTS THAT ARE RELATED TO INACTIVE ACCOUNTS. \*\*\*

	BEGINNING BALANCE	MTD RECEIPTS	FYTD RECEIPTS	MTD EXPENDITURES	FYTD EXPENDITURES	AVAILABLE BALANCE	TOTAL ENCUMBERED	TOTAL UNENCUMBER BALANCE
9819 TITLE IIA FOR THE 2018-2019 SCHOOL YEAR	\$ .00	.00	.00	.00	.00	\$ .00	\$ .00	\$ .00
9920 TITLE IIA FOR THE 2018-2019 SCHOOL YEAR	\$ .00	.00	.00	.00	.00	\$ .00	\$ .00	\$ .00
TOT 990:	\$ .00	.00	.00	.00	.00	\$ .00	\$ .00	\$ .00
=====								
*****								
** FUND 999 **								
*****								
0000 OTHER MISC FEDERAL GRANTS								\$51.31
9118 MISC. FED. GRANT	\$51.31	.00	.00	.00	.00	\$51.31	\$ .00	\$ .00
9119 MISC. FED. GRANT	\$ .00	.00	.00	.00	.00	\$ .00	\$ .00	\$ .00
9120 STRIVING READERS GRANT 2019-2020	\$577.54	25,000.00	25,000.00	10,961.26	17,828.57	\$7,748.97	\$782.69	\$6,966.28
9199 GRANT SMALL RURAL SCHOOL GRANTS	\$ .00	.00	.00	.00	.00	\$ .00	\$1,581.40	\$1,581.40-
9209 TITLE II-D FY2009	\$ .00	.00	.00	.00	.00	\$ .00	\$ .00	\$ .00
9210 TITLE II-D FY2010	\$ .00	.00	.00	.00	.00	\$ .00	\$ .00	\$ .00
9718 MISC. FED. GRANT	\$ .00	.00	.00	.00	.00	\$ .00	\$ .00	\$ .00
9819 TITLE IV FOR THE 2018-2019 SCHOOL YEAR	\$ .00	.00	11,943.11	.00	.00	\$11,943.11	\$ .00	\$11,943.11
9909 REAP FY2009 FEDERAL GRANT	\$ .00	.00	.00	.00	.00	\$ .00	\$ .00	\$ .00
9910 REAP FY2010	\$ .00	.00	.00	.00	.00	\$ .00	\$ .00	\$ .00
9911 REAP FY2011	\$ .00	.00	.00	.00	.00	\$ .00	\$ .00	\$ .00
9912 REAP FY2012	\$ .00	.00	.00	.00	.00	\$ .00	\$ .00	\$ .00
9913 REAP FY2013	\$ .00	.00	.00	.00	.00	\$ .00	\$ .00	\$ .00
9914 REAP FY2014	\$ .00	.00	.00	.00	.00	\$ .00	\$ .00	\$ .00
9915 REAP FY2105	\$ .00	.00	.00	.00	.00	\$ .00	\$ .00	\$ .00

MDECA CREATED (FINJOU)

\*\*\* NOTE!! ONLY ACTIVE ACCOUNTS HAVE BEEN SELECTED, TOTALS MAY EXCLUDE AMOUNTS THAT ARE RELATED TO INACTIVE ACCOUNTS. \*\*\*

	BEGINNING BALANCE	MTD RECEIPTS	FYTD RECEIPTS	MTD EXPENDITURES	FYTD EXPENDITURES	AVAILABLE BALANCE	TOTAL ENCUMBERED	TOTAL UNENCUMBERED BALANCE
9916 REAP FY2016	\$ .00	.00	.00	.00	.00	\$ .00	\$ .00	\$ .00
9917 REAP FY2017	\$ .00	.00	.00	.00	.00	\$ .00	\$ .00	\$ .00
9918 REAP FY2018	\$ .00	.00	.00	.00	.00	\$ .00	\$ .00	\$ .00
9920 TITLE IV FOR THE 2019-2020 SCHOOL YEAR	\$ .00	.00	.00	.00	5,121.89	\$5,121.89-	\$ .00	\$5,121.89-
TOT 599:	\$628.85	25,000.00	36,943.11	10,961.26	22,950.45	\$14,621.50	\$2,364.09	\$12,257.41

GRAND TOTALS:

\$8,148,918.31 885,186.06 1,866,881.74 819,683.03 1,353,112.12 \$6,662,687.93 \$1,406,273.87 \$7,256,414.06

\*\*\* NOTE!! ONLY ACTIVE ACCOUNTS HAVE BEEN SELECTED, TOTALS MAY EXCLUDE AMOUNTS THAT ARE RELATED TO INACTIVE ACCOUNTS. \*\*\*

BRADFORD BOARD OF EDUCATION  
 APPROPRIATION COMPLIANCE VERIFICATION  
 Based On Expendable Amount  
 Summary Report By Fund

FUND	DESCRIPTION	BEGIN CASH	REVSUM TOTAL	APPSUM TOTAL	CASH+REVS-APPS	ACTUAL FYTD RECEIPT
Total Fund 001	GENERAL	6,712,979.95	7,354,239.33	3,737,504.16	10,329,715.12	1,713,756.29
Total Fund 002	BOND RETIREMENT	149,106.49	101,089.00	222,396.01	27,799.48	41,155.33
Total Fund 003	PERMANENT IMPROVEMENT	441,263.90	0.00	5,000.00	436,263.90	0.00
Total Fund 006	FOOD SERVICE	107,909.84	244,777.00	75,387.89	277,288.95	7,694.52
Total Fund 007	SPECIAL TRUST	45,631.36	9,500.00	12,625.00	42,506.36	5,750.00
Total Fund 008	ENDOWMENT	54,700.80	1,250.00	1,549.12	54,401.68	219.08
Total Fund 009	UNIFORM SCHOOL SUPPLIES	0.00	0.00	0.00	0.00	1,190.00
Total Fund 010	CLASSROOM FACILITIES	31,416.70	17,182.00	16,088.76	32,509.94	453.00
Total Fund 018	PUBLIC SCHOOL SUPPORT	32,294.06	403.00	6,670.88	26,026.18	2,000.00
Total Fund 019	OTHER GRANT	0.00	0.00	0.00	0.00	0.00
Total Fund 020	SPECIAL ENTERPRISE FUND	970.84	1,700.00	636.42	2,034.42	0.00
Total Fund 022	DISTRICT AGENCY	484,734.94	45,350.00	9,102.00	520,982.94	8,281.91
Total Fund 034	CLASSROOM FACILITIES MAINT.	30,775.96	38,575.00	14,191.75	55,159.21	1,154.50
Total Fund 200	STUDENT MANAGED ACTIVITY	52,873.21	106,500.00	89,900.97	71,272.24	28,290.00
Total Fund 500	DISTRICT MANAGED ACTIVITY	0.00	0.00	0.00	0.00	0.00
Total Fund 416	TEACHER DEVELOPMENT	0.00	0.00	0.00	0.00	0.00
Total Fund 432	MANAGEMENT INFORMATION SYSTEM	0.00	0.00	0.00	0.00	0.00
Total Fund 450	SCHOOLNET EQUIP/INFRASTRUCTURE	0.00	0.00	0.00	0.00	0.00
Total Fund 451	DATA COMMUNICATION FUND	0.00	0.00	0.00	0.00	0.00
Total Fund 452	SCHOOLNET PROFESS. DEVELOPMENT	0.00	0.00	0.00	0.00	0.00
Total Fund 454	* Invalid fund per the blue book	0.00	0.00	0.00	0.00	0.00
Total Fund 458	* Invalid fund per the blue book	0.00	0.00	0.00	0.00	0.00
Total Fund 459	OHIO READS	0.00	0.00	0.00	0.00	0.00
Total Fund 460	SUMMER INTERVENTION	0.00	0.00	0.00	0.00	0.00
Total Fund 499	MISCELLANEOUS STATE GRANT FUND	2,863.15	4,792.40	2,564.80	5,070.75	0.00
Total Fund 504	* Invalid fund per the blue book	0.00	0.00	0.00	0.00	0.00
Total Fund 506	RACE TO THE TOP	0.00	0.00	0.00	0.00	0.00
Total Fund 516	IDEA PART B GRANTS	0.00	107,567.54	0.00	107,567.54	0.00
Total Fund 532	* Invalid fund per the blue book	0.00	0.00	0.00	0.00	0.00
Total Fund 533	TITLE II D - TECHNOLOGY	0.00	0.00	0.00	0.00	0.00
Total Fund 572	TITLE I DISADVANTAGED CHILDREN	485.84	131,287.82	103,993.11	27,760.55	20,000.00
Total Fund 573	TITLE V INNOVATIVE EDUC PGM	0.00	0.00	0.00	0.00	0.00
Total Fund 584	DRUG FREE SCHOOL GRANT FUND	0.00	0.00	0.00	0.00	0.00
Total Fund 587	IDEA PRESCHOOL-HANDICAPPED	282.42	2,371.85	285.22	2,369.05	0.00
Total Fund 590	IMPROVING TEACHER QUALITY	0.00	17,922.16	17,922.16	0.00	0.00
Total Fund 599	MISCELLANEOUS FED. GRANT FUND	628.85	108,473.64	36,002.94	73,099.55	36,943.11

Grand Totals: 8,148,918.31 8,294,780.74 4,351,841.19 12,091,857.86 1,866,881.74

DATE: 09/03/19

TIME: 09:40

BALANCE CHECK REPORT

BRADFORD BOARD OF EDUCATION

PAGE 1

(BALCHK)

ALL FUNDS

MONTH TO DATE EXPENDITURES	
CASH ACCOUNTS	819,683.03
BUDGET ACCOUNTS	819,683.03
APPROP. ACCOUNTS	819,683.03

YEAR TO DATE EXPENDITURES	
CASH ACCOUNTS	5,287,650.11
BUDGET ACCOUNTS	5,287,650.11
APPROP. ACCOUNTS	5,287,650.11

FISCAL YR TO DATE EXPENDITURES	
CASH ACCOUNTS	1,353,112.12
BUDGET ACCOUNTS	1,353,112.12
APPROP. ACCOUNTS	1,353,112.12

PROJECT YR TO DATE EXPENDITURES	
CASH ACCOUNTS	1,051,894.47
BUDGET ACCOUNTS	1,051,894.47
APPROP. ACCOUNTS	1,051,894.47

MONTH TO DATE REVENUE	
CASH ACCOUNTS	885,186.06
REVENUE ACCOUNTS	885,186.06

YEAR TO DATE REVENUE	
CASH ACCOUNTS	6,403,675.46
REVENUE ACCOUNTS	6,403,675.46

FISCAL YR TO DATE REVENUE	
CASH ACCOUNTS	1,866,881.74
REVENUE ACCOUNTS	1,866,881.74

PROJECT YR TO DATE REVENUE	
CASH ACCOUNTS	1,037,941.07
REVENUE ACCOUNTS	1,037,941.07

DATE: 09/03/19

TIME: 09:40

BALANCE CHECK REPORT

BRADFORD BOARD OF EDUCATION

PAGE 2

(BALCHK)

ALL FUNDS

OPEN P. O. FILE		APPROP ACCOUNTS	
1,406,273.87		1,406,273.87	
CURRENT ENCUMBRANCES			
BUDGET ACCOUNTS		BUDGET ACCOUNTS	
1,406,273.87		1,406,273.87	
MONTH TO DATE TRANSFERS			
APPROP ACCOUNTS		REVENUE ACCOUNTS	
70,000.00		70,000.00	
YEAR TO DATE TRANSFERS			
APPROP ACCOUNTS		REVENUE ACCOUNTS	
383,129.02		383,129.02	
FISCAL YTD TRANSFERS			
APPROP ACCOUNTS		REVENUE ACCOUNTS	
70,000.00		70,000.00	

Date: 09/03/19  
 Time: 9:41 am

Fiscal Year-to-Date Transfer and Advance Summary by Fund/SCC

Page: 1  
 (TRANADV)

Fund Description Fund Number	Transfers-In (Receipt Code 51xx)	Transfers-Out (Function Code 72xx)	Variance (Transfers-In less Transfers-Out)	Advances-In (Receipt Code 52xx)	Advances-Out (Function Code 74xx)	Variance (Advances-In less Advances-Out)
GENERAL FUND 001					\$ 70,000.00	\$ 70,000.00-
ATHLETIC DIRECTOR 300 9500				\$ 25,000.00		\$ 25,000.00
TITLE ONE 2019-2020 SCHOOL YEA 572 9920				\$ 20,000.00		\$ 20,000.00
MISC. FED. GRANT 599 9119				\$ 25,000.00		\$ 25,000.00
Grand Total:				\$ 70,000.00	\$ 70,000.00	\$ 70,000.00

Date: 9/03/19

NEGATIVE BUDGET REPORT  
Processing Month: September 2019  
BRADFORD BOARD OF EDUCATION

Page: 1  
(NEGBUD)

Obj	Sec	Subjct	Opn	Il	Job	Account Description	FYTD Budget	MTD Expended	FYTD Expended	Current Encumbered	Unencumbered Balance	
Fund: 001												
001	7410						.00	.00	70,000.00	.00	70,000.00-	
921	0000	0000000	000	00	000	ADVANCES OUT	.00	.00	70,000.00	.00	70,000.00-	
** Fund 001 Sec 0000 Totals												
Grand Total All Funds							.00	.00	70,000.00	.00	70,000.00-	